

Novato Square - Pendant

AIP11883 36.00 in

JOB NAME:

TYPE:

NOTES:

DESCRIPTION

Part of SPI Lighting's Luminous Forms collection, Novato Square is an architectural staple designed to deliver a wide range of soft, comfortable light. Fully luminous sides create a broader distribution of light, adding a component of vertical illumination to the ceiling and walls. Even illumination across the entire bottom diffuser gives the luminaire a uniform look. It's clean, structured shape provides a sharp finish to your design. Novato Square is available in 16", 24", 36" and 48" sizes in pendant or ceiling mount.

FEATURES & BENEFITS

- Fully luminous sides brighten horizontal and vertical planes
- 80% direct/20% indirect distribution
- Provides functional lighting with comfortable luminance levels
- Specialized high-transmission diffuser offers higher delivered lumens while providing uniform illumination
- Crisp, mitered corners are well-lit
- Fully enclosed to keep out dust and debris
- Choose from two diffuser heights
- Mix and match with the entire Novato Family
- Handcrafted in USA



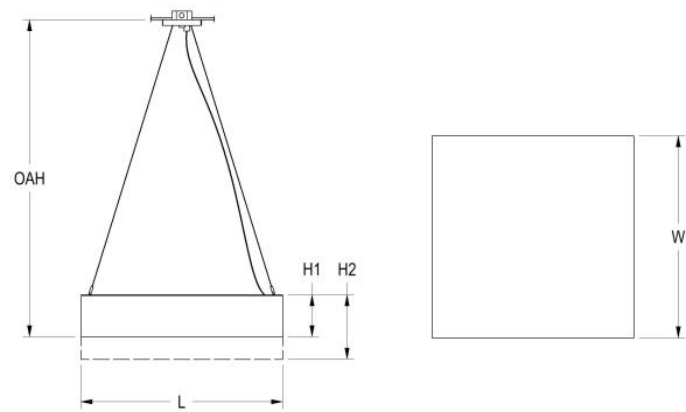
SPECIFICATIONS

- **LIGHT SOURCE:** White LED light engine (contact factory for RGBW or Tunable White)
- **CRI:** 80+ or 90+
- **LUMEN MAINTENANCE:** L85 = >60,000 Hrs.
- **EFFICACY:** 84 lm/W delivered
- **CCT:** 2700K, 3000K, 3500K, 4000K, 5000K
- **VOLTAGE:** 120-277V standard
- **DRIVER:** Integral Class 2 power supply standard
- **DIMMING:** 0-10V controls standard to 1% on LED light engines
- **EMERGENCY:** Remote battery option is provided with 10W Constant Power Battery back-up, providing 90 Minutes of Emergency operation. Contact factory for other Emergency options.
- **INTEGRATED SURGE PROTECTION:** LED components are

protected against minor surge events

- **DIFFUSER:** Matte opal acrylic
- **FINISH:** Tailor the canopy to your space. Choose from 26 standard thermoset polyester powder coat paint colors. RAL®, Pantone®, or custom finishes available upon request.
- **MODIFICATIONS:** Consult factory for all modification requests, including RGBW, Tunable White, straight cable mounting or rectangles
- **APPROVALS:** ETL listed to UL standards (US & Canada) for use in damp locations; not recommended for exterior applications

DIMENSIONS



W	H1	H2	OAH	L
36 in	7.4 in	11.4 in	54 in	36 in
91.4 cm	18.8 cm	29 cm	137.2 cm	91.4 cm

Mounting Weight
Approximate: 25 lb (12 kg)

CONFIGURATOR

To configure your spec sheet online, go to www.spilighting.com/AIP11883. Not all options are available in all configurations; consult factory for details.

Required Field *

Catalog	Light Source*	Primary Finish*	Voltage*	Lamp Options*	CRI*	Controls*	Diffuser Height*	Diffuser Finish*	Mounting*	Emergency	Other Than Standard Options
AIP11883											
	A		B	C	D	E	F	G	H	I	J

A - LIGHT SOURCE *

To ensure color consistency, SPI uses precise bin selection and strict quality processes to maintain a 3-step (MacAdam) SDCM on all white LED lampings. Published LED luminaire wattages are calculated using a typical power supply efficiency of 88%; exact wattages may vary based on application. Alternative wattages available upon request.

- ☐ **L158W** | White 158W LED Light Engine | Delivered Lumens: 13,341
- ☐ **L315W** | White 315W LED Light Engine | Delivered Lumens: 26,681

See last page for finish options

B - VOLTAGE *

☐ 120-277V | Universal Voltage

C - LAMP OPTIONS *

Apply multiplier from chart for delivered lumens at other CCT's and CRI's.

- ☐ 2700K | 2700K CCT
- ☐ 3000K | 3000K CCT
- ☐ 3500K | 3500K CCT
- ☐ 4000K | 4000K CCT
- ☐ 5000K | 5000K CCT

	80 CRI	90 CRI
2700K	1.00	0.84
3000K	1.00	0.84
3500K	1.00	0.84
4000K	1.00	0.84
5000K	1.00	0.84

D - CRI *

- ☐ DF_80 | (default)
- ☐ 90

E - CONTROLS *

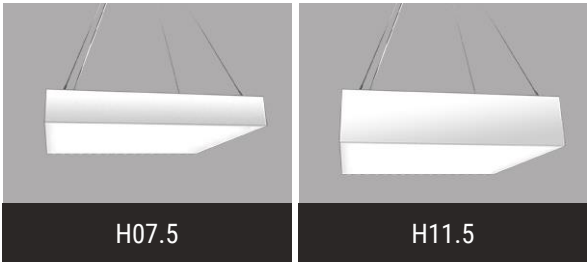
Extended lead times may apply for controls other than 0-10V. Contact factory for additional control options such as Enlighted, Encelium, Wattstopper, Wavelinx, Casambi, or others.

- ☐ DF_DIM1 | 0-10V Control, 1% Dimming (default)
- ☐ AWRN | Lutron Athena Wireless Node, 1% Dimming
- ☐ NX | Current NX Wireless, 1% Dimming
- ☐ NLTA | Acuity nLight Air, 1% Dimming

F - DIFFUSER HEIGHT *


Please choose one:

- ☐ H07.5 | 7.5" Height
- ☐ H11.5 | 11.5" Height



G - DIFFUSER FINISH *

☐ **FB00** | Matte Opal Diffuser



H - MOUNTING *

Mounts to standard 4" octagonal junction box with auxiliary mounting holes. 7" canopy features field adjustable aircraft cables that allow the fixture to be mounted at an application appropriate height (up to OAH). White power cord.

☐ **DF_AC** | Aircraft cable and power cord (default)

I - EMERGENCY

10W, Constant Power Battery Back-up, with 90 minutes of emergency operation. EMR includes damp location enclosure for Battery back-up.

☐ **EMR** | Emergency Battery Remote

J - OTHER THAN STANDARD OPTIONS

Specify overall height required from ceiling to the bottom of the fixture.

OAH | Pendant suspension length other than standard Length:

Standard Finishes

The colors shown are representative. Their actual appearance may vary due to differences in display settings. You can request color chips by emailing contact@spilighting.com. Please note, finishes may not be available in all configurations.

Paint Colors

PT01 RAL9003 Signal White (Gloss)	PT51 Matte White (Textured)	PT02 White (Textured)	PT04 RAL9001 Cream (Textured)	PT67 RAL7044 Silk Grey (Textured)
PT53 RAL7035 Light Grey (Textured)	PT54 RAL7037 Dusty Grey (Textured)	PT55 RAL7012 Basalt Grey (Textured)	PT56 RAL7016 Anthracite Grey (Textured)	PT11 Black (Textured)
PT57 RAL1015 Light Ivory (Textured)	PT58 RAL8004 Copper Brown (Textured)	PT59 RAL6021 Pale Green (Textured)	PT60 RAL1019 Grey Beige (Textured)	PT61 RAL7006 Beige Grey (Textured)
PT62 RAL1003 Signal Yellow (Textured)	PT63 RAL3001 Signal Red (Textured)	PT64 RAL6001 Emerald Green (Textured)	PT65 RAL5005 Signal Blue (Textured)	PT66 RAL5003 Sapphire Blue (Textured)

Metallic Paint Colors

PT22 Platinum (Metallic Gloss)	PT48 Brass (Metallic Textured)	PT28 Dark Stainless (Metallic Gloss)	PT49 Bronze (Metallic Textured)	PT32 Dark Bronze (Metallic Gloss)
PT46 Aluminum (Metallic Textured)				

Specialty Finishes



More RAL®, Pantone®, and custom finishes are available upon request. Setup fee and additional lead time applies.Call factory for details.