

Zynn Ring - Surface Mount

AIS12191 48.00 in

JOB NAME:

TYPE:

NOTES:

DESCRIPTION


With a cross-section of just 1.25", Zynn Ring is a minimalist masterpiece. Its best-in-market construction features a hand-fabricated seamless aluminum housing and seamless diffuser which give the luminaire its exceptionally clean appearance. Characterized by a refined fit and finish, Zynn Ring is a favorite for today's architects and designers. Available in 1' to 5' diameters.

FEATURES & BENEFITS

- One of the slimmest profiles on the market
- Seamless aluminum housing with no visible fasteners
- Seamless matte opal acrylic diffuser sits slightly regressed (.03") from bottom edge of fixture
- Smooth light with zero pixelation
- Mounts on ceiling or wall
- Choose a direct surface mount or a standoff option to overlap rings easily
- Pairs well with other slimline products in the Zynn family
- Handcrafted in USA

SPECIFICATIONS

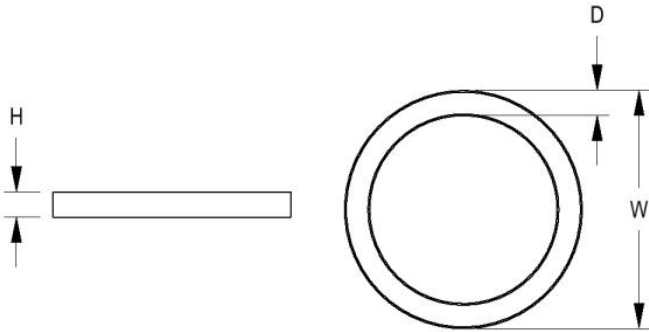
- **LIGHT SOURCE:** White LED light engine
- **CRI:** 80+ or 90+
- **LUMEN MAINTENANCE:** L70 = >50,000 Hrs.
- **EFFICACY:** 59 lm/W delivered
- **CCT:** 2700K, 3000K, 3500K, 4000K, 5000K
- **VOLTAGE:** 120-277V standard
- **DRIVER:** Remote Class 2 power supply. Max distance to the driver is: #18 AWG = 50', #16 AWG = 75', #14 AWG = 100'. For extended distances, contact factory.
- **DIMMING:** 1% minimum dim level standard
- **CONTROLS:** 0-10V standard. Lutron Athena, Current NX, and nLight AIR optional. Contact factory for other controls (e.g., Enlighted, Encelium, Wattstopper, WaveLinx, or Casambi)
- **EMERGENCY:** Remote battery option is provided with 10W Constant Power Battery back-up, providing 90 Minutes of



Emergency operation. Contact factory for other Emergency options.

- **INTEGRATED SURGE PROTECTION:** LED components are protected against minor surge events
- **DIFFUSER:** Matte opal acrylic
- **CONSTRUCTION:** Housing fabricated from 6000 series aluminum extrusion
- **FINISH:** Housing and mounting components finished to match. To specify separately, contact factory. Choose from 26 standard thermoset polyester powder coat paint colors or various metal finishes. RAL®, Pantone®, or custom finishes available upon request.
- **MODIFICATIONS:** Consult factory for all modification requests, including other sizes
- **APPROVALS:** ETL listed to UL standards (US & Canada) for use in damp locations; not recommended for exterior applications

DIMENSIONS



W	H	D
48 in	1.2 in	1.2 in
121.9 cm	3 cm	3 cm

Mounting Weight
Approximate: 15 lb (7 kg)

CONFIGURATOR

To configure your spec sheet online, go to www.spilighting.com/AIS12191. Not all options are available in all configurations; consult factory for details.

Required Field *

Catalog	Light Source*	Primary Finish*	Voltage*	Lamp Options*	CRI*	Controls*	Mounting*	Emergency
AIS12191								
	A		B	C	D	E	F	G

A - LIGHT SOURCE *

To ensure color consistency, SPI uses precise bin selection and strict quality processes to maintain a 3-step (MacAdam) SDCM on all white LED lampings. Published LED luminaire wattages are calculated using a typical power supply efficiency of 88%; exact wattages may vary based on application. Alternative wattages available upon request.

L22W | White 22W LED Light Engine | Delivered Lumens: 1,303

L44W | White 44W LED Light Engine | Delivered Lumens: 2,607

L81W | White 81W LED Light Engine | Delivered Lumens: 4,798

[See last page for finish options](#)

B - VOLTAGE *

120-277V | Universal Voltage

C - LAMP OPTIONS *

Apply multiplier from chart for delivered lumens at other CCT's and CRI's.

2700K | 2700K CCT

3000K | 3000K CCT

3500K | 3500K CCT

4000K | 4000K CCT

5000K | 5000K CCT

	80 CRI	90 CRI
2700K	0.91	0.77
3000K	0.94	0.80
3500K	0.97	0.82
4000K	1.00	0.85
5000K	1.00	0.85

D - CRI *

DF_80 | (default)

90

E - CONTROLS *

Extended lead times may apply for controls other than 0-10V. Contact factory for additional control options such as Enlighted, Encelium, Wattstopper, WaveLinx, Casambi, or others.

DF_DIM1 | 0-10V Control, 1% Dimming (default)

AWNR | Lutron Athena Wireless Node, 1% Dimming

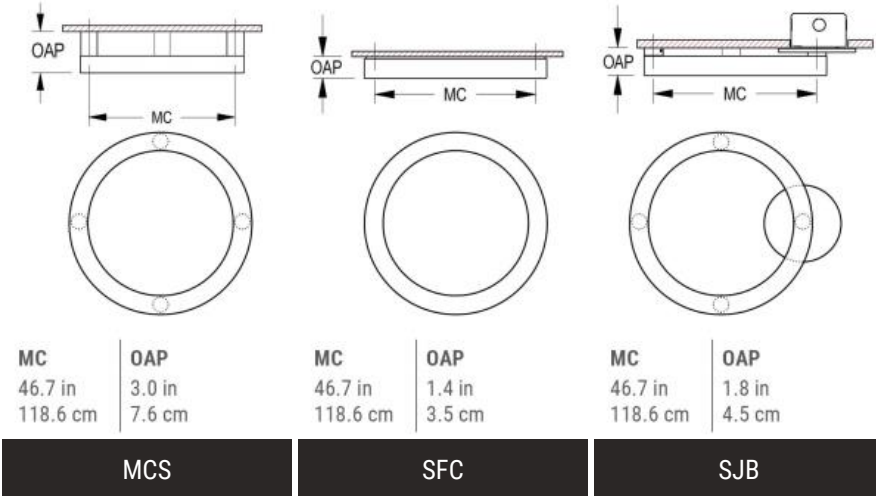
NX | Current NX Wireless, 1% Dimming

NLTA | Acuity nLight Air, 1% Dimming

F - MOUNTING *

MCS mounting features a robust 1.75" standoff, with 4 mounting points, suitable for public spaces and is supplied with 8' lead length and 2.25" round goof plates. SFC mounting features a surface mounting plate and is supplied with 8' lead length. SJB mounting features a 5" round j-box cover combined with (3) 0.5" standoffs. To overlap adjacent rings, alternate between SFC and MCS mountings. Contact factory for alternate standoff heights.

- MCS** | 1.75" Standoff Mount
- SFC** | Surface Mount
- SJB** | Surface Mount with 5" Round J-Box Cover



G - EMERGENCY

10W, Constant Power Battery Back-up, with 90 minutes of emergency operation. EMR includes damp location enclosure for Battery back-up.

- EMR** | Emergency Battery Remote

Standard Finishes

The colors shown are representative. Their actual appearance may vary due to differences in display settings. You can request color chips by emailing contact@spilighting.com. Please note, finishes may not be available in all configurations.

Paint Colors

PT01 RAL9003 Signal White (Gloss)	PT51 Matte White (Textured)	PT02 White (Textured)	PT04 RAL9001 Cream (Textured)	PT67 RAL7044 Silk Grey (Textured)
PT53 RAL7035 Light Grey (Textured)	PT54 RAL7037 Dusty Grey (Textured)	PT55 RAL7012 Basalt Grey (Textured)	PT56 RAL7016 Anthracite Grey (Textured)	PT11 Black (Textured)
PT57 RAL1015 Light Ivory (Textured)	PT58 RAL8004 Copper Brown (Textured)	PT59 RAL6021 Pale Green (Textured)	PT60 RAL1019 Grey Beige (Textured)	PT61 RAL7006 Beige Grey (Textured)
PT62 RAL1003 Signal Yellow (Textured)	PT63 RAL3001 Signal Red (Textured)	PT64 RAL6001 Emerald Green (Textured)	PT65 RAL5005 Signal Blue (Textured)	PT66 RAL5003 Sapphire Blue (Textured)

Metallic Paint Colors

PT22 Platinum (Metallic Gloss)	PT48 Brass (Metallic Textured)	PT28 Dark Stainless (Metallic Gloss)	PT49 Bronze (Metallic Textured)	PT32 Dark Bronze (Metallic Gloss)
PT46 Aluminum (Metallic Textured)				

Brushed Aluminum

BAL Brushed Aluminum	MAL Microbrushed Aluminum
--------------------------------	-------------------------------------

Specialty Finishes



More RAL®, Pantone®, and custom finishes are available upon request. Setup fee and additional lead time applies. Call factory for details.