

Advent specification sheets are generated on demand in order to ensure the most current information possible. This sheet is current as of 05/13/12 03:14:18 and is subject to change without notice.

Marbles
Interior Wall
AIW8371

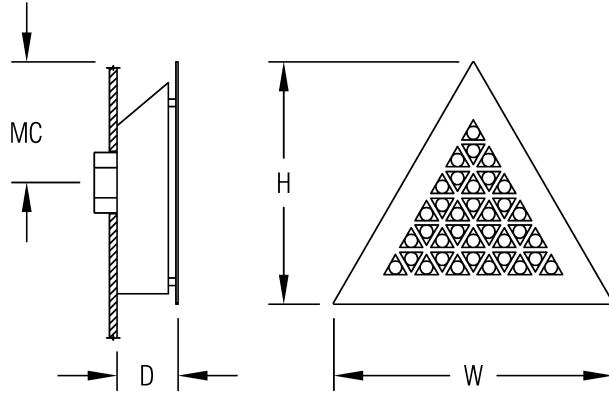
ADA

JOB NAME

TYPE

MODEL NO.

LAMP



Dimensions

W	H	D	MC
18.5 in	16 in	4 in	8 in
(47 cm)	(40.6 cm)	(10.2 cm)	(20.3 cm)

Description

The Marbles series of wall sconces is incredibly unique but simple in its versatility. Marbles are sandwiched between 1/8" solid aluminum fabricated plates. An internal tempered, prismatic glass lens diffuses any view through the marbles. Choose from nine marble colors to create your own design or a standard multi color pattern. Meets ADA requirements. Choose from a palette of painted and metal finishes.

Features

- Integral electronic ballast utilizes the latest energy-saving technology to maintain consistent color temperature, CRI and lumen maintenance, while eliminating the need for remote mounting and simplifying installation.
- Compliant with Americans with Disabilities Act (ADA) requirements.
- Iridescent glass marbles, in multiple colors, provide the ability to create a design in a unique and expressive fixture.
- Fixture protected by U.S. registered or pending patents.
- Formed metal construction provides durable protection for internal components and is recyclable.

Weight

Hanging weight: 25 lb (11.36 kg).

Contents
Features
Technical Notes
Ordering Information
Finshes

AIW8371 Technical Notes

Bowl/lens

- Clear prismatic lens.

Electrical

- Fluorescent versions have integral electronic ballasts utilizing the latest energy-saving technology, providing prolonged lamp life and maintaining consistent color.
- ETL listed to UL standards (US and Canada) for use in damp locations. Not recommended for exterior applications.

Lamping/lamp

- Fluorescent lamps are 3500K unless specified.
- Lamps included, with the exception of T8, T5 and incandescent.

Mounting

- Mounts to standard 4" octagonal junction box






Advent specification sheets are generated on demand in order to ensure the most current information possible. This sheet is current as of 05/13/12 03:14:18 and is subject to change without notice.

Advent specification sheets are generated on demand in order to ensure the most current information possible. This sheet is current as of 05/13/12 03:14:18 and is subject to change without notice.



AIW8371

Model Number/Style	Select Lamping		Select Voltage	Select Lamp Options
AIW8371				

Not all options are available in all configurations, consult factory for details.

Lamping		Photometry	Voltage	
1F22	1F22WT5/CIRC		120V	120 Volt
2F26	2CFQ26W/G24q		277V	277 Volt
2F26DM	2CFQ26W/G24q Dimming			
2N60	 1 2INC60W/T10/MED			

Lamp Options	
BL	Bottom Lens
TL	Top Lens

-  Finish must be selected.
-  1 Incandescent/Quartz Lamp(s) Not Included

Advent specification sheets are generated on demand in order to ensure the most current information possible. This sheet is current as of 05/13/12 03:14:18 and is subject to change without notice.

AIW8371

The finishes shown here are representations of the standard color selections available for SPI Lighting products. There may be variations in color, texture and finish between the samples shown here and the actual product finishes. If a more accurate paint color or metal finish is required, please contact us at finishes@spilighting.com.

Painted Aluminum



PT01² SuperWhite



PT02¹ White




PT03¹ Morning Light



PT04¹ Warm White



PT05¹ Putty



PT06¹ Warm Beige



PT07¹ Light Taupe



PT08¹ Medium Taupe



PT09¹ Medium Gray



PT10¹ Dark Gray



PT11¹ Black



PT12¹ Dark Chocolate



PT13¹ Warm Gray



PT14¹ Light Gray



PT15¹ Sage



PT16¹ Spruce



PT17¹ Red




PT18¹ Deep Red



PT19¹ Blue



PT20¹ Dark Green



PT21⁴ Pearl White



PT22⁴ Platinum



PT27⁴ Deep Copper



PT28⁴ Dark Stainless



PT29⁴ Red Brass



PT31⁴ Medium Bronze



PT32⁴ Dark Bronze



PT33¹ Dark Blue



PT40¹ Yellow



PT41¹ Orange



PT42¹ Sky Blue



PT43¹ Teal




PT44¹ Green




PT45¹ Purple



PT46³ Aluminum



PT47³ Deep Red Brass



PT48³ Brass



PT49³ Bronze

Brushed Aluminum



BAL Brushed Aluminum

¹Textured ²Glossy ³Metallic Textured ⁴Metallic Glossy

Custom colors available, consult factory for details.