

# Madrid - Ceiling

AIC8845 29.00 in

JOB NAME:

TYPE:

NOTES:

## DESCRIPTION

Our shallow bowl collection offers simple classic lines in a low-profile alternative. When low to mid-height ceiling applications present themselves, this family complements contemporary and transitional styling. The family includes pendant, chandelier, wall-mounted and ceiling models to illuminate and enhance the visual environment you're creating.

## FEATURES & BENEFITS

- Opal acrylic diffuser lens enhances a space with filtered illumination
- Spun metal trim ring adds high-quality, decorative element to fixture
- Optional finial available
- Handcrafted in USA

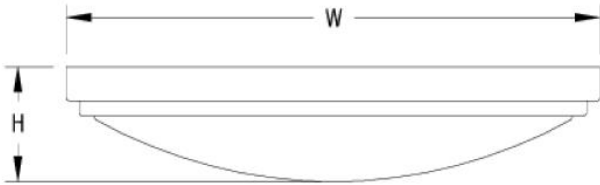
## SPECIFICATIONS

- **LIGHT SOURCE:** White LED light engine
- **CRI:** 80+ or 90+
- **LUMEN MAINTENANCE:** L70 = >50,000 Hrs.
- **CCT:** 2700K, 3000K, 3500K, 4000K, 5000K
- **DRIVER:** Integral Class 2 power supply standard
- **DIMMING:** 0-10V controls standard to 10% on LED light engines
- **CONTROLS:** Contact factory for control options (e.g., Lutron Athena, Current NX, nLight, Enlighted, Encelium, Wattstopper, WaveLinx, or Casambi)
- **EMERGENCY:** Remote battery option is provided with 10W Constant Power Battery back-up, providing 90 Minutes of Emergency operation. Contact factory for other Emergency options.
- **DIFFUSER:** Opal acrylic is standard; matte acrylic and hand painted lenses optional
- **CONSTRUCTION:** Formed metal construction provides durable protection for internal components and is recyclable
- **MOUNTING:** Aluminum cover fits over a standard 4" octagonal junction box



- **MODIFICATIONS:** Consult factory for all modification requests
- **APPROVALS:** ETL listed to UL standards (US & Canada) for use in damp locations; not recommended for exterior applications

## DIMENSIONS



<b>W</b>	<b>H</b>
29 in	6.2 in
73.7 cm	15.7 cm

**Mounting Weight**  
Approximate: 25 lb (12 kg)

## CONFIGURATOR

To configure your spec sheet online, go to [www.spilighting.com/AIC8845](http://www.spilighting.com/AIC8845). Not all options are available in all configurations; consult factory for details.

### Required Field \*

Catalog	Light Source*	Primary Finish*	Voltage*	Lamp Options*	CRI*	Diffuser*	Emergency	Bowl Options	Options
AIC8845									
	A	B	C	D	E	F	G	H	

Finish:

## A - LIGHT SOURCE \*

To ensure color consistency, SPI uses precise bin selection and strict quality processes to maintain a 3-step (MacAdam) SDCM on all white LED lampings. Published LED luminaire wattages are calculated using a typical power supply efficiency of 88%; exact wattages may vary based on application.

- L29W** | White 29W LED Light Engine | Delivered Lumens: 1,476
- L57W** | White 57W LED Light Engine | Delivered Lumens: 2,952
- Cust\_Out** |

**Lumen Calculator:** Enter Lumens or Watts if different than displayed

<input type="text"/>	LU	Min 1479 - Max 2907
<input type="text"/>	W	Min 29.0 - Max 57.0

See last page for finish options

\*For requests outside Min-Max range, please contact factory.

## B - VOLTAGE \*

- 120-277V | Universal Voltage

## C - LAMP OPTIONS \*

---

Apply multiplier from chart for delivered lumens at other CCT's and CRI's.

- 2700K | 2700K CCT
- 3000K | 3000K CCT
- 3500K | 3500K CCT
- 4000K | 4000K CCT
- 5000K | 5000K CCT

	80 CRI	90 CRI
2700K	1.00	0.84
3000K	1.00	0.84
3500K	1.00	0.84
4000K	1.00	0.84
5000K	1.00	0.84

## D - CRI \*


---

- DF\_80 | (default)
- 90

## E - DIFFUSER \*

---

- DF\_OA | Opal Acrylic Diffuser Lens (default)
- HP01 | Silver Hand Painted Acrylic Diffuser
- HP02 | Beige Hand Painted Acrylic Diffuser
- HP03 | Amber Hand Painted Acrylic Diffuser
- MA01 | Matte Acrylic Diffuser Lens



## F - EMERGENCY

---

10W, Constant Power Battery Back-up, with 90 minutes of emergency operation. EMR includes damp location enclosure for Battery back-up.

- EMR | Emergency Battery Remote

## G - BOWL OPTIONS

---

- FIN | Finial (See last page for finish options)

**H - OPTIONS**

---

F | Fusing

## Standard Finishes

The colors shown are representative. Their actual appearance may vary due to differences in display settings. You can request color chips by emailing [contact@spilighting.com](mailto:contact@spilighting.com). Please note, finishes may not be available in all configurations.


### Paint Colors

<b>PT01</b> RAL9003 Signal White (Gloss)	<b>PT51</b> Matte White (Textured)	<b>PT02</b> White (Textured)	<b>PT04</b> RAL9001 Cream (Textured)	<b>PT67</b> RAL7044 Silk Grey (Textured)
<b>PT53</b> RAL7035 Light Grey (Textured)	<b>PT54</b> RAL7037 Dusty Grey (Textured)	<b>PT55</b> RAL7012 Basalt Grey (Textured)	<b>PT56</b> RAL7016 Anthracite Grey (Textured)	<b>PT11</b> Black (Textured)
<b>PT57</b> RAL1015 Light Ivory (Textured)	<b>PT58</b> RAL8004 Copper Brown (Textured)	<b>PT59</b> RAL6021 Pale Green (Textured)	<b>PT60</b> RAL1019 Grey Beige (Textured)	<b>PT61</b> RAL7006 Beige Grey (Textured)
<b>PT62</b> RAL1003 Signal Yellow (Textured)	<b>PT63</b> RAL3001 Signal Red (Textured)	<b>PT64</b> RAL6001 Emerald Green (Textured)	<b>PT65</b> RAL5005 Signal Blue (Textured)	<b>PT66</b> RAL5003 Sapphire Blue (Textured)

### Metallic Paint Colors

<b>PT22</b> Platinum (Metallic Gloss)	<b>PT48</b> Brass (Metallic Textured)	<b>PT28</b> Dark Stainless (Metallic Gloss)	<b>PT49</b> Bronze (Metallic Textured)	<b>PT32</b> Dark Bronze (Metallic Gloss)
<b>PT46</b> Aluminum (Metallic Textured)				

### Brushed Aluminum

<b>BAL</b> Brushed Aluminum	
--------------------------------	--

### Brushed Brass

<b>BBR</b> Brushed Solid Brass	
-----------------------------------	---

### Polished-Tinted Brass

<b>ATBR</b> Antique Tinted Brass	<b>DTBR</b> Dark Tinted Brass	<b>PBR</b> Polished Brass
-------------------------------------	----------------------------------	------------------------------

### Plated Steel

<b>ANST</b> Antique Brass Plated Steel	<b>BBST</b> Brushed Brass Plated Steel	<b>CPST</b> Chrome Plated Steel	<b>PBST</b> Polished Brass Plated Steel	<b>SNST</b> Satin Nickel Steel
---	---	------------------------------------	--	-----------------------------------

### Polished Plated Brass

<b>CPBR</b> Chrome Plated Polished Brass	<b>SNBR</b> Satin Nickel Plated Brass
---	--

## Specialty Finishes

---



More RAL®, Pantone®, and custom finishes are available upon request. Setup fee and additional lead time applies. Call factory for details.