

Pavo 4" & 6" Clusters

SIP12200 4.00 in | (5) Cylinder

JOB NAME:

TYPE:

NOTES:

DESCRIPTION

Effortlessly group five Pavo 4" cylinders into a cohesive design element on this single canopy array. The configuration combines the simplicity, clean lines, and balanced luminance that you're looking for in an ideal luminous form. Designed with meticulous attention to detail, each luminaire is evenly illuminated from top to bottom and radially. Well-finished ends satisfy the highest-end applications. And true to its minimalist design, it has no metal collars to break the form. Alternate sizes and configurations are available upon request.

FEATURES & BENEFITS

- A unified grouping of 3' luminous cylinders
- Matching bi-planar finish detail on top and bottom maximizes visual appeal from all angles
- Integrated LED luminaire design features a sophisticated passive cooling system with integrated heat sink
- 1100lm integral regressed downlight available with beam spread of spot (19°), narrow (35°), and medium (45°)
- Ambient and downlight components are standard with separate switching and 0-10v dimming
- Available in either stem or power cord suspension
- Handcrafted in USA, BABA Compliant



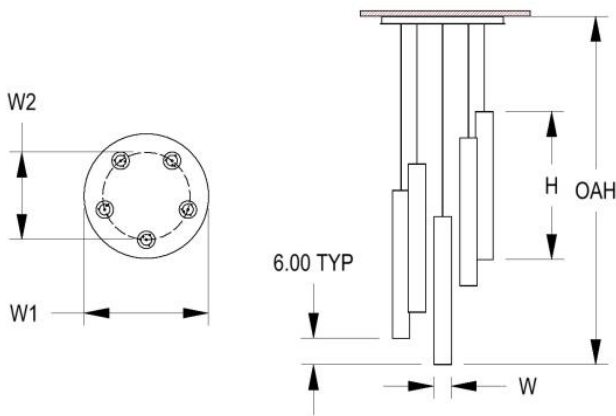
SPECIFICATIONS

- **LIGHT SOURCE:** White LED light engine (contact factory for RGBW or Tunable White)
- **CRI:** 80+ or 90+
- **LUMEN MAINTENANCE:** L70 = >50,000 Hrs.
- **EFFICACY:** up to 110 lm/W delivered
- **CCT:** 2700K, 3000K, 3500K, 4000K, 5000K
- **VOLTAGE:** 120-277V standard
- **DRIVER:** Class 2 power supply integrated in canopy standard; remote optional. Max distance to the driver (including OAH) is: #18 AWG = 50', #16 AWG = 75', #14 AWG = 100'. For extended distances, contact factory.
- **DIMMING:** 1% minimum dim level standard
- **CONTROLS:** 0-10V standard. Lutron Athena, Current NX, and

nLight AIR optional. Contact factory for other controls (e.g., Enlighted, Encelium, Wattstopper, WaveLinx, or Casambi)

- **EMERGENCY:** Remote battery option is provided with 10W Constant Power Battery back-up, providing 90 Minutes of Emergency operation. Contact factory for other Emergency options.
- **INTEGRATED SURGE PROTECTION:** LED components are protected against minor surge events
- **DIFFUSER:** White matte acrylic diffuser standard; white gloss acrylic diffuser available (contact factory)
- **CONSTRUCTION:** Aluminum
- **FINISH:** End plates and mounting components finished to match. To specify separately, contact factory. Choose from 26 standard thermoset polyester powder coat paint colors. RAL®, Pantone®, or custom finishes available upon request.
- **MODIFICATIONS:** Consult factory for all modification requests, including RGBW, Tunable White, other sizes, or configurations
- **APPROVALS:** ETL listed to UL standards (US & Canada) for use in damp locations; not recommended for exterior applications

DIMENSIONS



W 4 in 10.2 cm	H 33.9 in 86.1 cm	OAH 85 in 215.9 cm	W1 28 in 71.1 cm	W2 20 in 50.8 cm
-----------------------------	--------------------------------	---------------------------------	-------------------------------	-------------------------------

Mounting Weight
Approximate: 75 lb (35 kg)

CONFIGURATOR

To configure your spec sheet online, go to www.spilighting.com/SIP12200. Not all options are available in all configurations; consult factory for details.

Required Field *

Catalog SIP12200	Light Source*	Primary Finish*	Voltage*	Lamp Options*	CRI*	Controls*	Light Source Option*	Diffuser*	Mounting*	Emergency	Other Than Standard Options
	A		B	C	D	E	F	G	H	I	J

A - LIGHT SOURCE *

To ensure color consistency, SPI uses precise bin selection and strict quality processes to maintain a 3-step (MacAdam) SDCM on all white LED lampings. Published LED luminaire wattages are calculated using a typical power supply efficiency of 88%; exact wattages may vary based on application. Alternative wattages available upon request. Please note, photometry files contain data for single pendants. To create clusters, layer the individual files according to your project's specification.

- (5) L19W | White 95W LED Light Engine | Delivered Lumens: 10,505
- (5) L38W | White 190W LED Light Engine | Delivered Lumens: 21,015
- Cust_Out |

Lumen Calculator: Enter Lumens or Watts if different than displayed

	LU	Min 10545 - Max 21090
	W	Min 95.0 - Max 190.0

See last page for finish options

*For requests outside Min-Max range, please contact factory.

B - VOLTAGE *

- 120-277V | Universal Voltage

C - LAMP OPTIONS *

Apply multiplier from charts for delivered lumens at other CCT's and CRI's.

- 2700K | 2700K CCT
- 3000K | 3000K CCT
- 3500K | 3500K CCT
- 4000K | 4000K CCT
- 5000K | 5000K CCT

	MAIN BODY LIGHT		DOWN LIGHT	
	80 CRI	90 CRI	80 CRI	90 CRI
2700K	0.91	0.77	0.92	0.80
3000K	0.94	0.80	0.95	0.82
3500K	0.97	0.82	0.97	0.86
4000K	1.00	0.85	1.00	0.86
5000K	1.00	0.85	1.00	n/a

D - CRI *

- DF_80 | (default)
- 90 ¹

¹ Not available in 5000K

E - CONTROLS *


All controls allow for independent dimming of ambient and downlight components. For wireless options all fixtures in a single cluster are controlled together; contact factory for pricing if individual control of fixtures is required. Extended lead times may apply for controls other than 0-10V. Contact factory for additional control options such as Enlighted, Encelium, Wattstopper, WaveLinx, Casambi, or others.

- DF_DIM1 | 0-10V Control, 1% Dimming (default)
- AWRN | Lutron Athena Wireless Node, 1% Dimming
- NX | Current NX Wireless, 1% Dimming
- NLTA | Acuity nLight Air, 1% Dimming

F - LIGHT SOURCE OPTION *

If you're specifying a downlight option, layer the ambient and downlight IES files. Downlight CCT will match the Lamp Options selection above. Please choose one:

- (5) 14W-19° Spot | 70W (Total Delivered Lumens: 5,500) Downlight - 19° Beam
- (5) 14W-35° Narrow | 70W (Total Delivered Lumens: 5,500) Downlight - 35° Beam
- (5) 14W-45° Medium | 70W (Total Delivered Lumens: 5,500) Downlight - 45° Beam
- No DL | No Downlight



G - DIFFUSER *


- DF_MA01 | Matte Acrylic Diffuser Lens (default)



H - MOUNTING *

Mounts to standard 4" octagonal junction box with auxiliary mounting holes. Power cord (PSC) is white and is adjustable up to OAH. Stem mounting (PSS) features a 45 degree swivel. Choose a mounting from below:

- PSC | 28" Canopy with Power Supply & Power Cord Suspension
- PSS | 28" Canopy with Power Supply & Stems



I - EMERGENCY

10W, Constant Power Battery Back-up, with 90 minutes of emergency operation. EMR includes damp location enclosure for Battery back-up.

EMR | Emergency Battery Remote

J - OTHER THAN STANDARD OPTIONS

Specify overall height required from ceiling to the bottom of the fixture.

OAH ² | Pendant suspension length other than standard

² Minimum OAH = fixture length + 6", to allow for access to mounting/wiring

Standard Finishes

The colors shown are representative. Their actual appearance may vary due to differences in display settings. You can request color chips by emailing contact@spilighting.com. Please note, finishes may not be available in all configurations.

Paint Colors

PT01 RAL9003 Signal White (Gloss)	PT51 Matte White (Textured)	PT02 White (Textured)	PT04 RAL9001 Cream (Textured)	PT67 RAL7044 Silk Grey (Textured)
PT53 RAL7035 Light Grey (Textured)	PT54 RAL7037 Dusty Grey (Textured)	PT55 RAL7012 Basalt Grey (Textured)	PT56 RAL7016 Anthracite Grey (Textured)	PT11 Black (Textured)
PT57 RAL1015 Light Ivory (Textured)	PT58 RAL8004 Copper Brown (Textured)	PT59 RAL6021 Pale Green (Textured)	PT60 RAL1019 Grey Beige (Textured)	PT61 RAL7006 Beige Grey (Textured)
PT62 RAL1003 Signal Yellow (Textured)	PT63 RAL3001 Signal Red (Textured)	PT64 RAL6001 Emerald Green (Textured)	PT65 RAL5005 Signal Blue (Textured)	PT66 RAL5003 Sapphire Blue (Textured)

Metallic Paint Colors

PT22 Platinum (Metallic Gloss)	PT48 Brass (Metallic Textured)	PT28 Dark Stainless (Metallic Gloss)	PT49 Bronze (Metallic Textured)	PT32 Dark Bronze (Metallic Gloss)
PT46 Aluminum (Metallic Textured)				

Specialty Finishes



More RAL®, Pantone®, and custom finishes are available upon request. Setup fee and additional lead time applies. Call factory for details.