

IMPORTANT SAFETY AND INSTALLATION INSTRUCTIONS

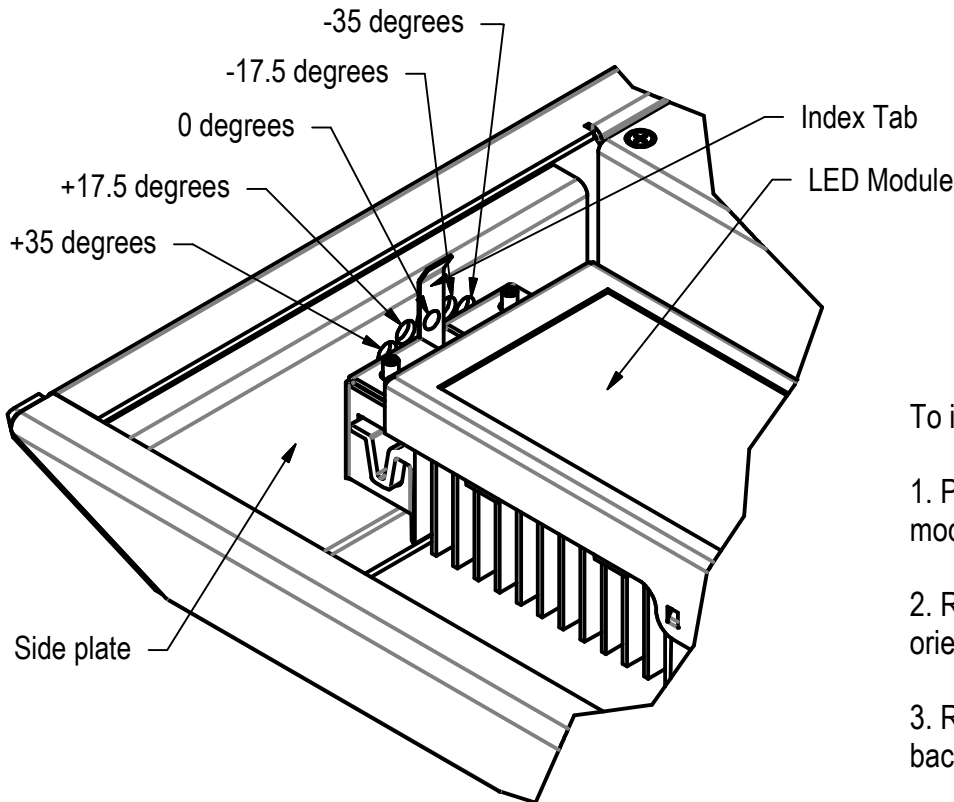
WARNING: Risk of fire and electrical shock. This product is to be installed by a qualified electrician only.

CAUTION: When using electrical equipment, basic safety precautions should always be followed including the following: Read all instructions carefully before installation and save

for future use. Make sure installation and all connections are in accordance with National Electrical Code and any local regulations. To avoid possible electrical shock, be sure that power supply is turned off before installing or servicing this fixture. Servicing should be performed by qualified service personnel.

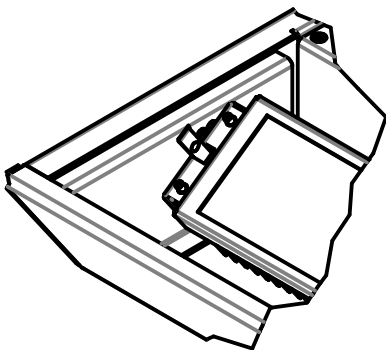
These instructions do not claim to cover all details or variations. When additional information is desired, please contact your SPI representative.

Instructions to index the LED module

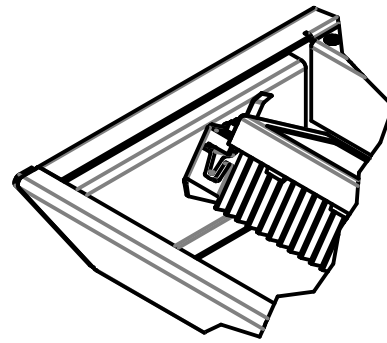


To index LED module:

1. Pull index tab in towards the LED module to disengage it from the side plate.
2. Rotate the LED module to the desired orientation.
3. Release index tab making sure it locks back into the side plate.



Shown in + 35 degrees



Shown in - 35 degrees

Note: LED modules and fixture shapes may vary.

12/31/18
IS100510X