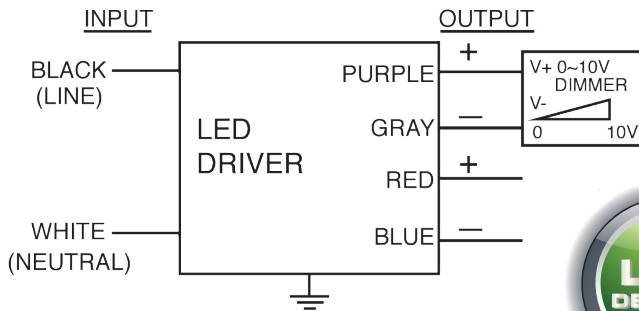




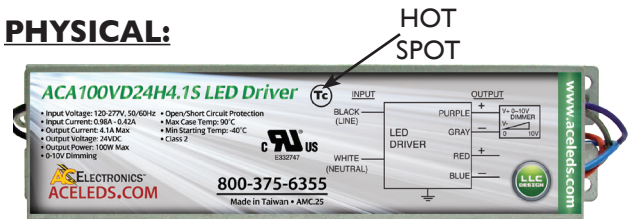
ELECTRICAL SPECIFICATIONS:

Output Power	Input Current	Minimum PF (full load)	Max. THD (full load)	Output Voltage	Output Current	Input Power	T case Maximum	Minimum Starting Temp.	Efficiency ≥	Dimming Protocol	Dimming Range
100W	0.98A @ 120V 0.42A @ 277V	>0.95	<10%	24V ±5%	410mA to 4100mA	110W	90° C	-40° C	90%	0 to 10V	5 to 100%

WIRING:



PHYSICAL:



Lead Lengths					
Black	5.9"	Blue	5.9"	Purple	9.8"
White	5.9"	Red	5.9"	Gray	9.8"

Recommended Dimmers

LUTRON NFTY-WH • HUNT PS-010
LEVITON DS710-10Z • LEVITON IP710-DL

Dimensions	
Length	9.5"
Width	2.4"
Height	1.46"
Mounting Length	8.9"
Mounting Hole Distance	1.5"
Mounting Hole Diameter	.20"
Weight	1.98 lbs.
Case Qty.	20 pcs.

SAFETY:

- UL and cUL Recognized
- UL1310 Class 2
- UL Outdoor Type I
- Class A sound rating
- Overload Protection
- Open/Short Circuit Protection
- LED driver has a life expectancy of 50,000 hours at Tcase of ≤75°C
- LED driver has a life expectancy of 100,000 hours at Tcase of ≤65°C
- Warranty: 5 yrs based on max case temp of <75°C* 3 yrs based on max case temp of <90°C
- Input/Output Isolation
- FCC Title 47 CFR Part 15
- Surge Protection (2.5 KV)

INSTALLATION:

- LED drivers shall be installed inside electrical enclosures
- 18 AWG 600V/105C tinned strand copper lead-wires are required for installation
- Max Remote installation distance is 25 ft
- LED driver cases should be grounded



*AC Electronics/AC LED Power Designs warrants to the purchaser that each LED Driver will be free from defects in material or workmanship for a period of 5 years when operated at max case temp of up to <75°C; 3 years from date of manufacture when operated at a max case temp of up to 90°C when properly installed and under normal conditions of use. See aceleds.com for complete warranty policy.



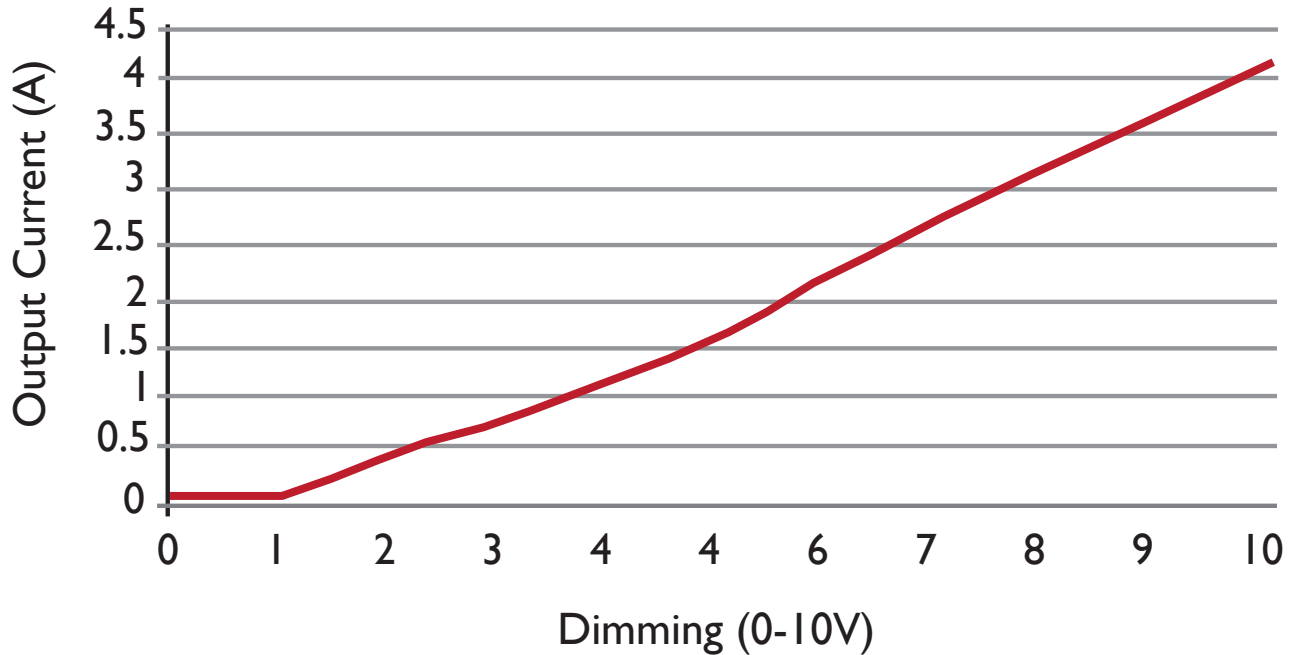
3401 Avenue D, Arlington, TX 76011 • 800-375-6355 • www.aceleds.com

Data is based upon tests performed by AC Electronics in a controlled environment and representative performance. Actual performance can vary depending on operating conditions. Specifications are subject to change without notice. All specifications are nominal unless otherwise noted.



Performance Characteristics

Output Current v.s. Dimming



3401 Avenue D, Arlington, TX 76011 • 800-375-6355 • www.aceleds.com

Data is based upon tests performed by AC Electronics in a controlled environment and representative performance. Actual performance can vary depending on operating conditions. Specifications are subject to change without notice. All specifications are nominal unless otherwise noted.