

# Chatham - Pendant

AIP8180 39.00 in

**SPI**LIGHTING

PROJECT DETAILS

JOB NAME:

TYPE:

NOTES:

## DESCRIPTION

The traditional spun metal trim ring and decorative finial create a traditional look for this pendant, making it perfect for retail spaces, conference areas, and public buildings. Opal acrylic, matte acrylic, and hand painted domes available. Choose from a palette of both painted and metal trim finishes.

## FEATURES & BENEFITS

- Opal acrylic diffuser lens enhances a space with filtered illumination.
- Spun metal trim ring adds high-quality, decorative element to fixture.
- Wall mount family fixtures available to carry a consistent lighting design throughout a space.
- Handcrafted in USA

## SPECIFICATIONS

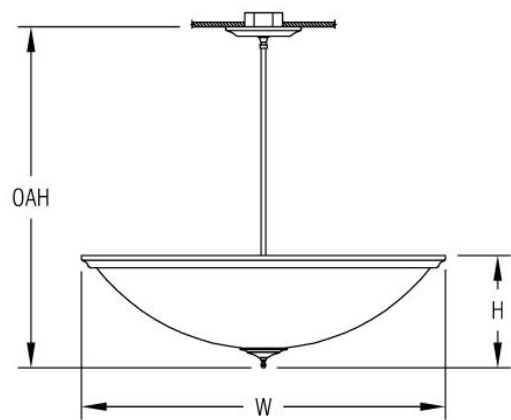
- **LIGHT SOURCE:** White LED light engine or incandescent
- **CRI:** 80+ or 90+
- **Lumen Maintenance:** L70 = >50,000 Hrs.
- **CCT:** Available LED color temperatures: 2700K, 3000K, 3500K, 4000K, 5000K
- **DRIVER:** LED versions feature integral Class 2 power supply standard
- **DIMMING:** 0-10V controls standard to 10% on LED light engines
- **CONTROLS:** Contact factory for control options (e.g., Lutron Athena, Current NX, nLight, Enlighted, Encelium, Wattstopper, WaveLinx, or Casambi)
- **EMERGENCY:** Remote battery option is provided with 10W Constant Power Battery back-up, providing 90 Minutes of Emergency operation. Contact factory for other Emergency options.
- **DIFFUSER:** Opal acrylic is standard; matte acrylic and hand painted lenses optional. Any upward facing LEDs will be covered with a protective lens.
- **MODIFICATIONS:** Consult factory for all modification requests



EMR

- **APPROVALS:** ETL listed to UL standards (US & Canada) for use in damp locations; not recommended for exterior applications

DIMENSIONS



<b>W</b>	<b>H</b>	<b>OAH</b>
39 in	11 in	36 in
99.1 cm	27.9 cm	91.4 cm
<b>Mounting Weight</b>		
Approximate: 50 lb (23 kg)		

CONFIGURATOR

To configure your spec sheet online, go to [www.spilighting.com/AIP8180](http://www.spilighting.com/AIP8180). Not all options are available in all configurations; consult factory for details.

Required Field \*

Catalog	Light Source*	Primary Finish*	Voltage*	Lamp Options*	CRI*	Diffuser*	Mounting*	Emergency	Canopy	Options	Other Than Standard Options
AIP8180											
									Finish:	Finish:	
	A		B	C	D	E	F	G	H	I	J

A - LIGHT SOURCE \*

To ensure color consistency, SPI uses precise bin selection and strict quality processes to maintain a 3-step (MacAdam) SDCM on all white LED lampings. Published LED luminaire wattages are calculated using a typical power supply efficiency of 88%; exact wattages may vary based on application.

- ☐ **L86W** | White 86W LED Light Engine | Delivered Lumens: 6,075
- ☐ **L172W** | White 172W LED Light Engine | Delivered Lumens: 12,149
- ☐ **8N100** <sup>1</sup> | 8INC100W/A19

See last page for finish options

<sup>1</sup> Incandescent Lamp(s) Not Included

B - VOLTAGE \*

- ☐ 120-277V | Universal Voltage
- ☐ 120V <sup>2</sup> | 120 Volt

<sup>2</sup> For incandescent light source only

C - LAMP OPTIONS \*

Apply multiplier from chart for delivered lumens at other CCT's and CRI's. Not required with incandescent.

- ☐ 2700K | 2700K CCT
- ☐ 3000K | 3000K CCT
- ☐ 3500K | 3500K CCT
- ☐ 4000K | 4000K CCT
- ☐ 5000K | 5000K CCT

	80 CRI	90 CRI
2700K	1.00	0.84
3000K	1.00	0.84
3500K	1.00	0.84
4000K	1.00	0.84
5000K	1.00	0.84

D - CRI \*


- ☐ DF\_80 | (default)
- ☐ 90

E - DIFFUSER \*

- ☐ DF\_OA | Opal Acrylic Diffuser Lens (default)
- ☐ HP01 | Silver Hand Painted Acrylic Diffuser
- ☐ HP02 | Beige Hand Painted Acrylic Diffuser
- ☐ HP03 | Amber Hand Painted Acrylic Diffuser
- ☐ MA01 | Matte Acrylic Diffuser Lens




OA



HP01



HP02



HP03



MA01

F - MOUNTING \*

Mounts to standard 4" octagonal junction box with auxiliary mounting holes. Additional support required (by others).

☐ **DF\_STM** | Stem Mount (default)

G - EMERGENCY

10W, Constant Power Battery Back-up, with 90 minutes of emergency operation. EMR includes damp location enclosure for Battery back-up.

☐ **EMR** | Emergency Battery Remote

H - CANOPY

☐ **SAM45** | 45 Degree Swivel (See last page for finish options)

I - OPTIONS

- ☐ **KC02** | Chain Kit (to Canopy) (See last page for finish options)
- ☐ **KS02** | Straight Stem Multi Kit (to Canopy) (See last page for finish options)
- ☐ **KR01** | Angled Rod to Ball Hub (See last page for finish options)



J - OTHER THAN STANDARD OPTIONS

Specify overall height required from ceiling to the bottom of the fixture.

**OAH** | Pendant suspension length other than standard 

Length:

## Standard Finishes

The colors shown are representative. Their actual appearance may vary due to differences in display settings. You can request color chips by emailing [contact@spilighting.com](mailto:contact@spilighting.com). Please note, finishes may not be available in all configurations.

### Paint Colors

<b>PT01</b> RAL9003 Signal White (Gloss)	<b>PT51</b> Matte White (Textured)	<b>PT02</b> White (Textured)	<b>PT04</b> RAL9001 Cream (Textured)	<b>PT67</b> RAL7044 Silk Grey (Textured)
<b>PT53</b> RAL7035 Light Grey (Textured)	<b>PT54</b> RAL7037 Dusty Grey (Textured)	<b>PT55</b> RAL7012 Basalt Grey (Textured)	<b>PT56</b> RAL7016 Anthracite Grey (Textured)	<b>PT11</b> Black (Textured)
<b>PT57</b> RAL1015 Light Ivory (Textured)	<b>PT58</b> RAL8004 Copper Brown (Textured)	<b>PT59</b> RAL6021 Pale Green (Textured)	<b>PT60</b> RAL1019 Grey Beige (Textured)	<b>PT61</b> RAL7006 Beige Grey (Textured)
<b>PT62</b> RAL1003 Signal Yellow (Textured)	<b>PT63</b> RAL3001 Signal Red (Textured)	<b>PT64</b> RAL6001 Emerald Green (Textured)	<b>PT65</b> RAL5005 Signal Blue (Textured)	<b>PT66</b> RAL5003 Sapphire Blue (Textured)

### Metallic Paint Colors

<b>PT22</b> Platinum (Metallic Gloss)	<b>PT48</b> Brass (Metallic Textured)	<b>PT28</b> Dark Stainless (Metallic Gloss)	<b>PT49</b> Bronze (Metallic Textured)	<b>PT32</b> Dark Bronze (Metallic Gloss)
<b>PT46</b> Aluminum (Metallic Textured)				

### Brushed Aluminum

<b>BAL</b> Brushed Aluminum
--------------------------------

## Specialty Finishes



More RAL®, Pantone®, and custom finishes are available upon request. Setup fee and additional lead time applies.Call factory for details.