

# INACTIVE SPEC SHEET

## Marbles - Circle

AIW8369 12.00 in

**SPI**LIGHTING

PROJECT DETAILS

JOB NAME:

TYPE:

NOTES:

### DESCRIPTION



The Marbles series of wall sconces is perfect for unique, themed, or playful spaces. To create the look, eight marble colors are arranged randomly between 1/8" aluminum plates, producing a one-of-a-kind design for every fixture. An internal tempered, prismatic glass lens diffuses any view through the marbles. Meets ADA requirements. Choose from a palette of painted and metal finishes.

### FEATURES & BENEFITS

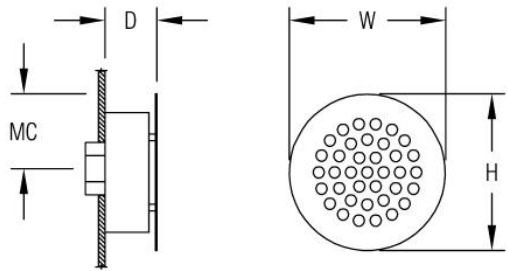
- Iridescent glass marbles, in multiple colors, provide the ability to create a design in a unique and expressive fixture
- Choose a random marble configuration or contact factory to design a custom pattern
- Compliant with Americans with Disabilities Act (ADA) requirements
- Handcrafted in USA

### SPECIFICATIONS

- **LIGHT SOURCE:** White LED light engine or incandescent
- **LUMEN MAINTENANCE (LED):** L70 = >50,000 Hrs.
- **CCT:** Available LED color temperatures: 3000K, 3500K, or 4000K
- **DRIVER:** LED versions feature integral Class II power supply standard
- **DIMMING:** 0-10V controls standard to 1% on LED light engines
- **EMERGENCY:** Emergency battery remote optional
- **LENS:** An internal tempered, prismatic glass lens diffuses any view through the marbles. Top lens and bottom lens standard with any LED module.
- **CONSTRUCTION:** Formed metal construction provides durable protection for internal components and is recyclable
- **MOUNTING:** Mounts to standard 4" octagonal junction box
- **MODIFICATIONS:** Consult factory for all modification requests
- **APPROVALS:** ETL listed to UL standards (US & Canada) for use in damp locations; not recommended for exterior applications



DIMENSIONS



W	H	D	MC
12 in	12 in	4 in	6 in
30.5 cm	30.5 cm	10.2 cm	15.2 cm
<b>Mounting Weight</b> Approximate: 25 lb (12 kg)			

CONFIGURATOR

To configure your spec sheet online, go to [www.spilighting.com/AIW8369](http://www.spilighting.com/AIW8369). Not all options are available in all configurations; consult factory for details.

Required Field \*

Catalog	Light Source*	Primary Finish*	Voltage*	Lamp Options*
AIW8369				
	A		B	C

A - LIGHT SOURCE \*

To ensure color consistency, SPI uses precise bin selection and strict quality processes to maintain a 3-step (MacAdam) SDCM on all white LED lampings. Published LED luminaire wattages are calculated using a typical power supply efficiency of 88%; exact wattages may vary based on application. Alternative wattages available upon request.

- ☐ **L7W** | White 7W LED Light Engine
- ☐ **L14W** | White 14W LED Light Engine
- ☐ **2N60** <sup>1</sup> | 2INC60W/T10/MED

See last page for finish options

<sup>1</sup> Incandescent Lamp(s) Not Included

B - VOLTAGE \*

- ☐ **120-277V** | Universal Voltage
- ☐ **120V** <sup>2</sup> | 120 Volt

<sup>2</sup> For incandescent light source only

C - LAMP OPTIONS \*

---

Delivered lumens shown are at 4000K CCT; apply multiplier for delivered lumens at other CCT.

- ☐ 3000K <sup>3</sup> | 3000K CCT
- ☐ 3500K <sup>4</sup> | 3500K CCT
- ☐ 4000K | 4000K CCT

<sup>3</sup> Apply .95 multiplier for delivered lumens

<sup>4</sup> Apply .97 multiplier for delivered lumens

## Standard Finishes

The colors shown are representative. Their actual appearance may vary due to differences in display settings. You can request color chips by emailing [contact@spilighting.com](mailto:contact@spilighting.com). Please note, finishes may not be available in all configurations.

### Paint Colors

<b>PT01</b> RAL9003 Signal White (Gloss)	<b>PT51</b> Matte White (Textured)	<b>PT02</b> White (Textured)	<b>PT04</b> RAL9001 Cream (Textured)	<b>PT11</b> Black (Textured)
---	---------------------------------------	---------------------------------	---	---------------------------------

### Metallic Paint Colors

<b>PT22</b> Platinum (Metallic Gloss)	<b>PT48</b> Brass (Metallic Textured)	<b>PT28</b> Dark Stainless (Metallic Gloss)	<b>PT49</b> Bronze (Metallic Textured)	<b>PT32</b> Dark Bronze (Metallic Gloss)
<b>PT46</b> Aluminum (Metallic Textured)				

### Brushed Aluminum

<b>BAL</b> Brushed Aluminum
--------------------------------

## Specialty Finishes



More RAL®, Pantone®, and custom finishes are available upon request. Setup fee and additional lead time applies.Call factory for details.