

INACTIVE SPEC SHEET

Lisbon - Ceiling

AIC8785 44.00 in

JOB NAME:
TYPE:
NOTES:

DESCRIPTION

This classic collection offers the proven simplicity and purity of timeless geometry. When mid to high height ceiling applications present themselves, this luminaire delivers the style and performance to accomplish the tasks at hand.

FEATURES & BENEFITS

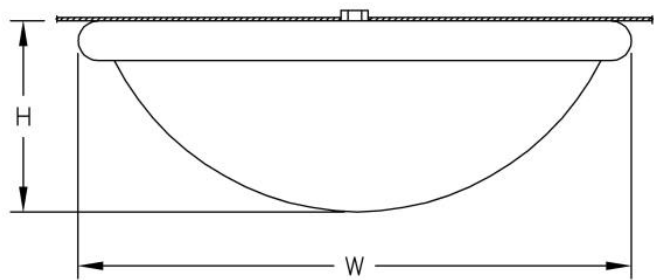
- Opal acrylic diffuser lens enhances a space with filtered illumination
- Spun metal trim ring adds high-quality, decorative element to fixture
- Handcrafted in USA

SPECIFICATIONS

- **LIGHT SOURCE:** White LED light engine or incandescent
- **LUMEN MAINTENANCE (LED):** L70 = >50,000 Hrs.
- **CCT:** Available LED color temperatures: 3000K, 3500K, or 4000K
- **DRIVER:** LED versions feature integral Class II power supply standard
- **DIMMING:** 0-10V controls standard on LED light engines
- **EMERGENCY:** Emergency battery remote optional
- **DIFFUSER:** Opal acrylic is standard; matte acrylic and hand painted lenses optional
- **CONSTRUCTION:** Formed metal construction provides durable protection for internal components and is recyclable
- **MOUNTING:** Aluminum cover fits over a standard 4" octagonal junction box
- **MODIFICATIONS:** Consult factory for all modification requests
- **APPROVALS:** ETL listed to UL standards (US & Canada) for use in damp locations; not recommended for exterior applications



DIMENSIONS



| | |
|----------|----------|
| W | H |
| 44 in | 14.2 in |
| 111.8 cm | 36.1 cm |

Mounting Weight
Approximate: 50 lb (23 kg)

CONFIGURATOR

To configure your spec sheet online, go to www.spilighting.com/AIC8785. Not all options are available in all configurations; consult factory for details.

Required Field *

| | | | | | | | |
|--------------------|---------------|-----------------|----------|---------------|-----------|--------------|---------|
| Catalog AIC8785 | Light Source* | Primary Finish* | Voltage* | Lamp Options* | Diffuser* | Bowl Options | Options |
| | | | | | | Finish: | |
| | A | | B | C | D | E | F |

A - LIGHT SOURCE *

To ensure color consistency, SPI uses precise bin selection and strict quality processes to maintain a 3-step (MacAdam) SDCM on all white LED lampings. Published LED luminaire wattages are calculated using a typical power supply efficiency of 88%; exact wattages may vary based on application.

- ☐ **L57W** | White 57W LED Light Engine
- ☐ **L115W** | White 115W LED Light Engine
- ☐ **3N150** ¹ | 3INC150W/A21

See last page for finish options

¹ Incandescent Lamp(s) Not Included

B - VOLTAGE *

- ☐ **120-277V** | Universal Voltage
- ☐ **120V** ² | 120 Volt

² For incandescent light source only

C - LAMP OPTIONS *

Delivered lumens shown are at 4000K CCT; apply multiplier for delivered lumens at other CCT.

- ☐ 3000K ³ | 3000K CCT
- ☐ 3500K ⁴ | 3500K CCT
- ☐ 4000K | 4000K CCT

³ Apply .95 multiplier for delivered lumens

⁴ Apply .97 multiplier for delivered lumens

D - DIFFUSER *

- ☐ DF_OA | Opal Acrylic Diffuser Lens (default)
- ☐ HP01 | Silver Hand Painted Acrylic Diffuser
- ☐ HP02 | Beige Hand Painted Acrylic Diffuser
- ☐ HP03 | Amber Hand Painted Acrylic Diffuser
- ☐ MA01 | Matte Acrylic Diffuser Lens




OA




HP01



HP02



HP03



MA01

E - BOWL OPTIONS

- ☐ FIN | Finial (See last page for finish options)
- ☐ HP03-FIN | Amber Hand Painted Acrylic Diffuser with Finial (See last page for finish options)

F - OPTIONS

- ☐ F | Fusing

Standard Finishes

The colors shown are representative. Their actual appearance may vary due to differences in display settings. You can request color chips by emailing contact@spilighting.com. Please note, finishes may not be available in all configurations.

Paint Colors

| | | | | |
|---|---------------------------------------|---------------------------------|---|---------------------------------|
| PT01 RAL9003 Signal White (Gloss) | PT51 Matte White (Textured) | PT02 White (Textured) | PT04 RAL9001 Cream (Textured) | PT11 Black (Textured) |
|---|---------------------------------------|---------------------------------|---|---------------------------------|

Metallic Paint Colors

| | | | | |
|---|--|--|---|---|
| PT22 Platinum (Metallic Gloss) | PT48 Brass (Metallic Textured) | PT28 Dark Stainless (Metallic Gloss) | PT49 Bronze (Metallic Textured) | PT32 Dark Bronze (Metallic Gloss) |
| PT46 Aluminum (Metallic Textured) | | | | |

Brushed Aluminum

| |
|--------------------------------|
| BAL Brushed Aluminum |
|--------------------------------|

Plated Steel

| | | | | |
|---|---|------------------------------------|--|-----------------------------------|
| ANST Antique Brass Plated Steel | BBST Brushed Brass Plated Steel | CPST Chrome Plated Steel | PBST Polished Brass Plated Steel | SNST Satin Nickel Steel |
|---|---|------------------------------------|--|-----------------------------------|

Specialty Finishes



More RAL®, Pantone®, and custom finishes are available upon request. Setup fee and additional lead time applies. Call factory for details.