

INACTIVE SPEC SHEET

Pictor - Pendant

SIP11043 52.00 in

SPILIGHTING

PROJECT DETAILS

JOB NAME:

TYPE:

NOTES:

DESCRIPTION

Inspired by the drive to push the lighting design barrier, Stile delivers modern components creating a base upon which unique lighting designs can develop. A modernized pendant defined by its unique bulkheads, Pictor is a great alternative to traditional lighting designs. Its flexible, modular design, utilizing fluorescent lampings, has the ability to deliver in applications requiring continuous row systems, independently hung pendants and customized bulkheads. Complementing Pictor sconces, this product family offers aluminum and frosted acrylic panels with endless design and color gel options. Colors and designs are easily customized to fit your design.

FEATURES & BENEFITS

- Acrylic face plate gives the fixture a unique identity and efficiently illuminates a space
- Decorative aluminum plate has multiple finish options, enabling the fixture to blend into a space or make an artistic statement
- Adjustable mounting centers ease the installation process by allowing the fixture to adjust for each building system and structure (adjustable 4" to 48" mounting centers standard)
- Handcrafted in USA

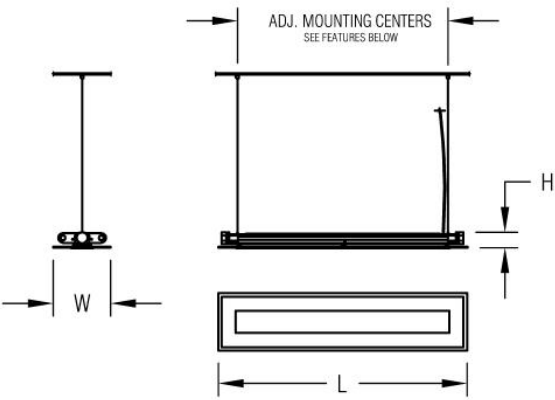
SPECIFICATIONS

- **LIGHT SOURCE:** Fluorescent
- **BALLAST:** Integral electronic fluorescent ballast utilizes the latest energy-saving technology to maintain consistent color temperature, CRI and lumen maintenance, while eliminating the need for remote mounting and simplifying installation. Class "A" sound rated ballast for use in low ambient noise applications.
- **TEMPERATURE:** Thermally protected ballast limits operating temperature.
- **CONSTRUCTION:** Aluminum construction provides durable protection for internal components and is recyclable
- **FINISH:** Finish includes center extrusion, end caps, and shielding (if specified). Choose from 26 standard thermoset polyester powder coat paint colors or brushed aluminum finish. RAL®, Pantone®, or custom finishes available upon request.
- **MODIFICATIONS:** Consult factory for all modification requests



- **APPROVALS:** ETL listed to UL standards (US & Canada) for use in damp locations; not recommended for exterior applications

DIMENSIONS



| W | H | OAH | L |
|-------------------------------------|---------|----------|----------|
| 12 in | 4.3 in | 48 in | 52 in |
| 30.5 cm | 10.9 cm | 121.9 cm | 132.1 cm |
| Mounting Weight Consult Factory. | | | |

CONFIGURATOR

To configure your spec sheet online, go to www.spilighting.com/SIP11043. Not all options are available in all configurations; consult factory for details.

Required Field *

| Catalog | Light Source* | Primary Finish* | Voltage | Mounting | Dimming | Emergency | Color Accents | Shield Options | Options* | Other Than Standard Options |
|----------|---------------|-----------------|---------|----------|---------|-----------|---------------|----------------|----------|-----------------------------|
| SIP11043 | | | | | | | | | | |
| | | | | | | | | | Finish: | |
| | A | | B | C | D | E | F | G | H | I |

A - LIGHT SOURCE *

☐ **2F54**¹ | 2F54WT5H0/Mini Bipin

See last page for finish options

¹ T5 & T8 Fluorescent Linear Lamp(s) Not Included

B - VOLTAGE

- ☐ **120V** | 120 Volt
- ☐ **277V** | 277 Volt

C - MOUNTING

Adjustable 48" long aircraft cables with 48" white power cord.

- ☐ **BUL** | Ceiling Coupler
- ☐ **CAA** | 5" Canopy & Aircraft Cable
- ☐ **CAS** | 5" Canopy and Stem
- ☐ **MCA** | 2" Mini Canopy & Aircraft Cable (with T-Bar Grip)

D - DIMMING

- ☐ **DM** | Dimming


E - EMERGENCY

- ☐ **EMI** | Emergency Ballast Integral
- ☐ **EMR** | Emergency Battery Remote

F - COLOR ACCENTS

Color gels not available with AP01.

- ☐ **CG00** | White Color Gel
- ☐ **CG01** | Red Color Gel
- ☐ **CG02** | Orange Color Gel
- ☐ **CG03** | Green Color Gel
- ☐ **CG04** | Blue Color Gel



G - SHIELD OPTIONS


- ☐ **SPS** | Symmetric Perforated Shield
- ☐ **SSR** | Symmetric Solid Reflector

H - OPTIONS *

Bulkheads are painted to match the finish selected for the housing. To specify a different finish, choose Alternate Bulkhead Finish (ABF). If BK01 is specified, accent tubes are finished to match bulkheads.

- ☐ **ABF** | Alternate Bulkhead Finish (See last page for finish options)
- ☐ **AP01**² | Solid Accent Panel (See last page for finish options)
- ☐ **AP02** | Linear Accent Panel (See last page for finish options)
- ☐ **AP03** | Decorative Accent Panel (See last page for finish options)
- ☐ **BK01** | Bulkhead with 1" Accent Tubes
- ☐ **BPC** | Black Power Cord
- ☐ **MBP** | Metal braided power cord
- ☐ **F** | Fusing

² Color gels not available with AP01.



I - OTHER THAN STANDARD OPTIONS

Specify overall height required from ceiling to the bottom of the fixture.

OAH | Pendant suspension length other than standard

Length:

Standard Finishes

The colors shown are representative. Their actual appearance may vary due to differences in display settings. You can request color chips by emailing contact@spilighting.com. Please note, finishes may not be available in all configurations.

Paint Colors

| | | | | |
|---|---------------------------------------|---------------------------------|---|---------------------------------|
| PT01 RAL9003 Signal White (Gloss) | PT51 Matte White (Textured) | PT02 White (Textured) | PT04 RAL9001 Cream (Textured) | PT11 Black (Textured) |
|---|---------------------------------------|---------------------------------|---|---------------------------------|

Metallic Paint Colors

| | | | | |
|---|--|--|---|---|
| PT22 Platinum (Metallic Gloss) | PT48 Brass (Metallic Textured) | PT28 Dark Stainless (Metallic Gloss) | PT49 Bronze (Metallic Textured) | PT32 Dark Bronze (Metallic Gloss) |
| PT46 Aluminum (Metallic Textured) | | | | |

Brushed Aluminum

| |
|--------------------------------|
| BAL Brushed Aluminum |
|--------------------------------|

Specialty Finishes



More RAL®, Pantone®, and custom finishes are available upon request. Setup fee and additional lead time applies.Call factory for details.