

Novato Drum - Ceiling

AIC11867 48.00 in

SPILIGHTING

PROJECT DETAILS

JOB NAME:

TYPE:

NOTES:

DESCRIPTION

While highly functional, the Novato family provides a playful twist to make a lasting impression. Versatility is the main strength of this collection as they are perfectly suited for a wide range of modern or traditional environments. Customize your visual environment with the Novato Drum by choosing a matte acrylic diffuser or from four fabric options. Available in 16", 24", 36", and 48" diameters.

FEATURES & BENEFITS

NEW! Wood Grain & Color band options available (*Photometric files for banded drums available soon*)

- Diffuser available in two heights (see line art for details)
- Optional fabric lenses are cleanable
- Handcrafted in USA, BABA Compliant

SPECIFICATIONS

- **LIGHT SOURCE:** Static white, tunable white, or RGBW LED light engine
- **CRI:** 90+HE
- **LUMEN MAINTENANCE:** L80 = >72,000 Hrs.
- **CCT:** 2700K, 3000K, 3500K, 4000K, 5000K (static white); 2700K-6500K (tunable white); 3000K (RGBW)
- **VOLTAGE:** 120-277V standard
- **DRIVER:** Integral Class 2 power supply standard
- **DIMMING:** 1% minimum dim level standard for static white light engines. 0.1% standard for tunable white and RGBW light engines
- **CONTROLS:** 0-10V standard for static white light engines; Lutron Athena, Current NX, and nLight AIR optional. DALI-2 (DT8) standard for tunable white, and DMX standard for RGBW. Contact factory for other controls (e.g., Enlighted, Encelium, Wattstopper, WaveLinx, or Casambi).
- **DIFFUSER:** Choose matte opal or from four fabrics
- **MOUNTING:** Mounts to a standard 4" octagonal junction box
- **EMERGENCY:** Remote battery option is provided with 10W Constant Power Battery back-up, providing 90 Minutes of Emergency operation. Contact factory for other Emergency



- **FINISH:** Tailor the mounting plate to your space. Choose from 26 standard thermoset polyester powder coat paint colors. RAL®, Pantone®, or custom finishes available upon request.
- **MODIFICATIONS:** Consult factory for all modification requests
- **APPROVALS:** ETL listed to UL standards (US & Canada) for use in damp locations; not recommended for exterior applications

Mounting Weight
Approximate: 60 lb (28 kg)

To configure your spec sheet online, go to www.spilighting.com/AIC11867. Not all options are available in all configurations; consult factory for details.

Catalog	Light Source*	Primary Finish*	Voltage*	Lamp Options*	CRI*	Controls*	Diffuser Height*	Diffuser Finish*	Dimming	Emergency	Color Band Options	Wood Grain Band Options
AIC11867												
											Finish:	Finish:
	A		B	C	D	E	F	G	H	I	J	K

To ensure color consistency, SPI uses precise bin selection and strict quality processes to maintain a 3-step (MacAdam) SDCM on all white LED lampings. Published LED luminaire wattages are calculated using a typical power supply efficiency of 88%; exact wattages may vary based on application. White light engines are available in alternative wattages upon request. 80 CRI standard for RGBW products.

- Lumen Calculator:** Enter Lumens or Watts if different than displayed

SPI LIGHTING

W Min 165.0 - Max 330.0

See last page for finish options

¹ RGBW delivered lumens shown are for white only at 3000K
*For requests outside Min-Max range, please contact factory.

B - VOLTAGE *

☐ 120-277V | Universal Voltage

C - LAMP OPTIONS *

Apply multiplier from chart for delivered lumens at other CCT's and CRI's. Tunable White delivered lumens vary +/-5% from the values shown depending on the color temperature selected.

- ☐ 2700K | 2700K CCT
- ☐ 3000K | Static White 3000K CCT
- ☐ 3500K | Static White 3500K CCT
- ☐ 4000K | Static White 4000K CCT
- ☐ 5000K | 5000K CCT
- ☐ TUN | Tunable White 2700K-6500K CCT (This is the only choice when a tunable white light source is selected in Section A)
- ☐ RGBW ² | RGBW 3000K CCT (This is the only choice when an RGBW light source is selected in Section A)

² Use DMX/DALI programming for alternate color temps; see programming guide

D - CRI *

☐ DF_90+HE | 90+ High Efficacy

E - CONTROLS *

Extended lead times may apply for controls other than 0-10V, DALI-2, or DMX. Contact factory for additional control options such as Enlighted, Encelium, Wattstopper, WaveLinx, Casambi, or others.

- ☐ DIM1 ³ | 0-10V Control, 1% Dimming
- ☐ AWRN ³ | Lutron Athena Wireless Node, 1% Dimming
- ☐ NX ³ | Current NX Wireless, 1% Dimming
- ☐ NLTA ³ | Acuity nLight Air, 1% Dimming
- ☐ DALI ⁴ | DALI-2 DT8 Control, 0.1% Dimming
- ☐ DMX ⁵ | DMX Control, 0.1% Dimming

³ Not available with RGBW or Tunable White light sources.

⁴ Standard with Tunable White light source.

⁵ Standard with RGBW light source.

F - DIFFUSER HEIGHT *

Please choose one:

- ☐ H07.5 | 7.5" Height
- ☐ H11.5 | 11.5" Height



G - DIFFUSER FINISH *

Please choose one:

- ☐ FB00 | Matte Opal Diffuser
- ☐ FB01 | Fabric - Textured White Linen
- ☐ FB02 | Fabric - Rapids
- ☐ FB03 | Fabric - Chocolate Linen
- ☐ FB05 | Fabric - Jute Linen



H - DIMMING

- ☐ DIM1 | 1% dimming with 0-10V control (default)

I - EMERGENCY

10W, Constant Power Battery Back-up, with 90 minutes of emergency operation. EMR includes damp location enclosure for Battery back-up.

- ☐ EMR | Emergency Battery Remote

J - COLOR BAND OPTIONS

- ☐ MB02 | Color Band Outer (See last page for finish options)







K - WOOD GRAIN BAND OPTIONS

☐ WG02 | Wood Grain Band Outer (See last page for finish options)

















Standard Finishes

The colors shown are representative. Their actual appearance may vary due to differences in display settings. You can request color chips by emailing contact@spilighting.com. Please note, finishes may not be available in all configurations.




Wood Grain Finishes

Beech		Birch		Chocolate Pear		Dark Cherry		Light Cherry	
Red Alder									

Paint Colors

PT01 RAL9003 Signal White (Gloss)		PT51 Matte White (Textured)		PT02 White (Textured)		PT04 RAL9001 Cream (Textured)		PT67 RAL7044 Silk Grey (Textured)	
PT53 RAL7035 Light Grey (Textured)		PT54 RAL7037 Dusty Grey (Textured)		PT55 RAL7012 Basalt Grey (Textured)		PT56 RAL7016 Anthracite Grey (Textured)		PT11 Black (Textured)	
PT57 RAL1015 Light Ivory (Textured)		PT58 RAL8004 Copper Brown (Textured)		PT59 RAL6021 Pale Green (Textured)		PT60 RAL1019 Grey Beige (Textured)		PT61 RAL7006 Beige Grey (Textured)	
PT62 RAL1003 Signal Yellow (Textured)		PT63 RAL3001 Signal Red (Textured)		PT64 RAL6001 Emerald Green (Textured)		PT65 RAL5005 Signal Blue (Textured)		PT66 RAL5003 Sapphire Blue (Textured)	

Metallic Paint Colors

PT22 Platinum (Metallic Gloss)		PT48 Brass (Metallic Textured)		PT28 Dark Stainless (Metallic Gloss)		PT49 Bronze (Metallic Textured)		PT32 Dark Bronze (Metallic Gloss)	
PT46 Aluminum (Metallic Textured)									

Specialty Finishes



More RAL®, Pantone®, and custom finishes are available upon request. Setup fee and additional lead time applies.Call factory for details.