

# Novato Ring - Ceiling

AIC11876 60.00 in

JOB NAME:

TYPE:

NOTES:

## DESCRIPTION

A cornerstone of our luminous forms collection, Novato Ring is renowned for its even, three-sided illumination, versatility, and high performance. With efficacy over 100 lumens per watt delivered, it can often be the only light source required in a space, providing both the aesthetics and the performance you require. Available in a wide range of configurations, Novato Rings are well-suited for a range of environments from modern to traditional. Ceiling mount available in 2', 3', 4', and 5' diameters.

## FEATURES & BENEFITS

**NEW!** Wood Grain Finish band options available.

- Fully enclosed three-sided luminous form brightens horizontal and vertical planes
- Provides functional lighting with comfortable luminance levels
- Hand-fabricated construction maintains crisp, clean edges
- Diffuser available in two heights
- Add a decorative accent with optional color bands
- Choose matte opal diffuser or from four fabrics
- Specialized high-transmission diffuser offers higher delivered lumens while providing uniform illumination
- Mix and match with entire Novato Family
- Consult factory for 2"x2" cross-section version
- Handcrafted in USA, BABA Compliant



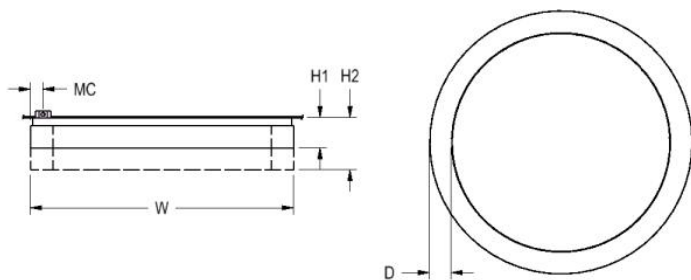
## SPECIFICATIONS

- **LIGHT SOURCE:** White LED light engine
- **CRI:** 90+HE
- **LUMEN MAINTENANCE:** L80 = >72,000 Hrs.
- **EFFICACY:** 102 lm/W delivered
- **CCT:** 2700K, 3000K, 3500K, 4000K, 5000K
- **VOLTAGE:** 120-277V standard
- **DRIVER:** Integral Class 2 power supply standard
- **DIMMING:** 0-10V controls standard to 10% on LED light engines
- **CONTROLS:** Contact factory for control options (e.g., Lutron Athena, Current NX, nLight, Enlighted, Encelium, Wattstopper,

WaveLinx, or Casambi)

- **EMERGENCY:** Remote battery option is provided with 10W Constant Power Battery back-up, providing 90 Minutes of Emergency operation. Contact factory for other Emergency options.
- **DIFFUSER:** Seamless bottom and minimal lap joint(s) on inner and outer surfaces; edges are fused with solvent that permanently binds acrylic
- **FINISH:** Tailor the mounting plate to your space. Choose from 26 standard thermoset polyester powder coat paint colors. RAL®, Pantone®, or custom finishes available upon request. Color band options are specified separately.
- **MOUNTING:** Mounts to standard 4" octagonal junction box
- **MODIFICATIONS:** Consult factory for all modification requests, including 2"x2" cross-section
- **APPROVALS:** ETL listed to UL standards (US & Canada) for use in damp locations; not recommended for exterior applications

## DIMENSIONS



W	H1	H2	D	MC
60 in	6.8 in	11.8 in	5 in	2.5 in
152.4 cm	17.3 cm	30 cm	12.7 cm	6.4 cm

**Mounting Weight**  
Approximate: 25 lb (12 kg)

## CONFIGURATOR

To configure your spec sheet online, go to [www.spilighting.com/AIC11876](http://www.spilighting.com/AIC11876). Not all options are available in all configurations; consult factory for details.

### Required Field \*

Catalog	Light Source*	Primary Finish*	Voltage*	Lamp Options*	CRI*	Diffuser Height*	Diffuser Finish*	Emergency	Color Band Options	Wood Grain Band Options
AIC11876										
									Finish:	Finish:
	A		B	C	D	E	F	G	H	I

## A - LIGHT SOURCE \*

To ensure color consistency, SPI uses precise bin selection and strict quality processes to maintain a 3-step (MacAdam) SDCM on all white LED

lampings. Published LED luminaire wattages are calculated using a typical power supply efficiency of 88%; exact wattages may vary based on application.

- ☐ **L97W** | White 97W LED Light Engine | Delivered Lumens: 9,910
- ☐ **L190W** | White 190W LED Light Engine | Delivered Lumens: 19,410
- ☐ **Cust\_Out** |

**Lumen Calculator:** Enter Lumens or Watts if different than displayed

LU Min 9913 - Max 19418

W Min 97.0 - Max 190.0

See last page for finish options

\*For requests outside Min-Max range, please contact factory.

B - VOLTAGE \*

- ☐ 120-277V | Universal Voltage

C - LAMP OPTIONS \*

- ☐ 2700K | 2700K CCT
- ☐ 3000K | 3000K CCT
- ☐ 3500K | 3500K CCT
- ☐ 4000K | 4000K CCT
- ☐ 5000K | 5000K CCT

D - CRI \*

- ☐ DF\_90+HE | 90+ High Efficacy

E - DIFFUSER HEIGHT \*

Please choose one:

- ☐ H05 | 5" Height
- ☐ H10 | 10" Height



F - DIFFUSER FINISH \*

Fabrics are extruded into the acrylic and will not separate from the diffuser. They are washable. Please choose one:

- ☐ FB00 | Matte Opal Diffuser
- ☐ FB01 | Fabric - Textured White Linen
- ☐ FB02 | Fabric - Rapids
- ☐ FB03 | Fabric - Chocolate Linen
- ☐ FB05 | Fabric - Jute Linen



G - EMERGENCY

10W, Constant Power Battery Back-up, with 90 minutes of emergency operation. EMR includes damp location enclosure for Battery back-up.

- ☐ EMR | Emergency Battery Remote

H - COLOR BAND OPTIONS

Color bands are opaque. The finish is specified separately. When choosing this option, use the associated photometrics provided. For MB01 and MB02 options, Matte Opal Acrylic (FB00) is the standard diffuser finish. Consult factory for fabric and color band combinations.

- ☐ MB01 <sup>3</sup> | Color Band Inner (See last page for finish options)
- ☐ MB02 <sup>2</sup> | Color Band Outer (See last page for finish options)
- ☐ MB03 <sup>1</sup> | Color Band Inner & Outer (See last page for finish options)

<sup>3</sup> Delivered lumens are 83% of luminous form output shown above

<sup>2</sup> Delivered lumens are 64% of luminous form output shown above

<sup>1</sup> Delivered lumens are 53% of luminous form output shown above. To specify different finishes for the inner and outer color bands, consult factory.



# I - WOOD GRAIN BAND OPTIONS

---

- ☐ WG03 <sup>1</sup> | Wood Grain Band Inner & Outer (See last page for finish options)
- ☐ WG02 <sup>2</sup> | Wood Grain Band Outer (See last page for finish options)
- ☐ WG01 <sup>3</sup> | Wood Grain Band Inner (See last page for finish options)

<sup>1</sup> Delivered lumens are 53% of luminous form output shown above. To specify different finishes for the inner and outer color bands, consult factory.







<sup>2</sup> Delivered lumens are 64% of luminous form output shown above

<sup>3</sup> Delivered lumens are 83% of luminous form output shown above

















## Standard Finishes

The colors shown are representative. Their actual appearance may vary due to differences in display settings. You can request color chips by emailing [contact@spilighting.com](mailto:contact@spilighting.com). Please note, finishes may not be available in all configurations.




### Wood Grain Finishes

Beech		Birch		Chocolate Pear		Dark Cherry		Light Cherry	
Red Alder									

### Paint Colors

<b>PT01</b> RAL9003 Signal White (Gloss)		<b>PT51</b> Matte White (Textured)		<b>PT02</b> White (Textured)		<b>PT04</b> RAL9001 Cream (Textured)		<b>PT67</b> RAL7044 Silk Grey (Textured)	
<b>PT53</b> RAL7035 Light Grey (Textured)		<b>PT54</b> RAL7037 Dusty Grey (Textured)		<b>PT55</b> RAL7012 Basalt Grey (Textured)		<b>PT56</b> RAL7016 Anthracite Grey (Textured)		<b>PT11</b> Black (Textured)	
<b>PT57</b> RAL1015 Light Ivory (Textured)		<b>PT58</b> RAL8004 Copper Brown (Textured)		<b>PT59</b> RAL6021 Pale Green (Textured)		<b>PT60</b> RAL1019 Grey Beige (Textured)		<b>PT61</b> RAL7006 Beige Grey (Textured)	
<b>PT62</b> RAL1003 Signal Yellow (Textured)		<b>PT63</b> RAL3001 Signal Red (Textured)		<b>PT64</b> RAL6001 Emerald Green (Textured)		<b>PT65</b> RAL5005 Signal Blue (Textured)		<b>PT66</b> RAL5003 Sapphire Blue (Textured)	

### Metallic Paint Colors

<b>PT22</b> Platinum (Metallic Gloss)		<b>PT48</b> Brass (Metallic Textured)		<b>PT28</b> Dark Stainless (Metallic Gloss)		<b>PT49</b> Bronze (Metallic Textured)		<b>PT32</b> Dark Bronze (Metallic Gloss)	
<b>PT46</b> Aluminum (Metallic Textured)									

## Specialty Finishes



More RAL®, Pantone®, and custom finishes are available upon request. Setup fee and additional lead time applies. Call factory for details.