

# Paris - Ceiling

AIC8835 17.50 in

JOB NAME:

TYPE:

NOTES:

## DESCRIPTION

Our swept bowl collection offers unique styling and graceful lines. This low-profile series offers exceptional high-output lamping optics for low to mid-height ceiling applications. The family includes pendant, chandelier, wall-mounted, and ceiling models to illuminate and enhance the visual environment you're creating.

## FEATURES & BENEFITS

- Opal acrylic diffuser lens enhances a space with filtered illumination
- Spun metal trim ring adds high-quality, decorative element to fixture
- Handcrafted in USA

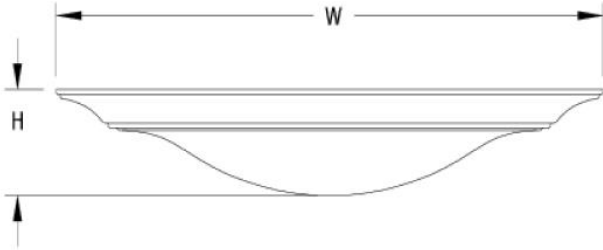
## SPECIFICATIONS

- **LIGHT SOURCE:** Fluorescent
- **CRI:** 90+HE
- **CCT:** Fluorescent lamps are 3500K unless specified
- **DRIVER/BALLAST:** Integral electronic fluorescent ballast utilizes the latest energy-saving technology to maintain consistent color temperature, CRI and lumen maintenance, while eliminating the need for remote mounting and simplifying installation. Class "A" sound rated ballast for use in low ambient noise applications.
- **TEMPERATURE:** Thermally protected ballast limits operating temperature.
- **EMERGENCY:** Remote battery option is provided with 10W Constant Power Battery back-up, providing 90 Minutes of Emergency operation. Contact factory for other Emergency options.
- **DIFFUSER:** Opal acrylic is standard; matte acrylic and hand painted lenses optional
- **CONSTRUCTION:** Formed metal construction provides durable protection for internal components and is recyclable
- **MOUNTING:** Aluminum cover fits over a standard 4" octagonal junction box
- **MODIFICATIONS:** Consult factory for all modification requests



- **APPROVALS:** ETL listed to UL standards (US & Canada) for use in damp locations; not recommended for exterior applications

## DIMENSIONS



<b>W</b>	<b>H</b>
17.5 in	3.2 in
44.4 cm	8.1 cm

**Mounting Weight**  
Approximate: 25 lb (12 kg)

## CONFIGURATOR

To configure your spec sheet online, go to [www.spilighting.com/AIC8835](http://www.spilighting.com/AIC8835). Not all options are available in all configurations; consult factory for details.

### Required Field \*

Catalog AIC8835	Light Source*	Primary Finish*	Voltage*	CRI*	Diffuser*	Emergency	Bowl Options	Canopy	Options
							Finish:		
	A		B	C	D	E	F	G	H

### A - LIGHT SOURCE \*

**1F22** | 1F22WT5/CIRC

See last page for finish options

### B - VOLTAGE \*

**120V** | 120 Volt

**277V** | 277 Volt

### C - CRI \*

**DF\_90+HE** | 90+ High Efficacy


## D - DIFFUSER \*

---

- DF\_OA | Opal Acrylic Diffuser Lens (default)
- HP01 | Silver Hand Painted Acrylic Diffuser
- HP02 | Beige Hand Painted Acrylic Diffuser
- HP03 | Amber Hand Painted Acrylic Diffuser
- MA01 | Matte Acrylic Diffuser Lens



OA



HP01



HP02



HP03



MA01

## E - EMERGENCY

---

10W, Constant Power Battery Back-up, with 90 minutes of emergency operation. EMR includes damp location enclosure for Battery back-up.

- EMI-SP | Emergency Ballast Integral/Spacer
- EMR | Emergency Battery Remote

## F - BOWL OPTIONS

---

- FIN | Finial (See last page for finish options)

## G - CANOPY

---

- SP | Canopy Spacer

## H - OPTIONS

---

- F | Fusing

## Standard Finishes

The colors shown are representative. Their actual appearance may vary due to differences in display settings. You can request color chips by emailing [contact@spilighting.com](mailto:contact@spilighting.com). Please note, finishes may not be available in all configurations.

### Paint Colors

<b>PT01</b> RAL9003 Signal White (Gloss)	<b>PT51</b> Matte White (Textured)	<b>PT02</b> White (Textured)	<b>PT04</b> RAL9001 Cream (Textured)	<b>PT67</b> RAL7044 Silk Grey (Textured)
<b>PT53</b> RAL7035 Light Grey (Textured)	<b>PT54</b> RAL7037 Dusty Grey (Textured)	<b>PT55</b> RAL7012 Basalt Grey (Textured)	<b>PT56</b> RAL7016 Anthracite Grey (Textured)	<b>PT11</b> Black (Textured)
<b>PT57</b> RAL1015 Light Ivory (Textured)	<b>PT58</b> RAL8004 Copper Brown (Textured)	<b>PT59</b> RAL6021 Pale Green (Textured)	<b>PT60</b> RAL1019 Grey Beige (Textured)	<b>PT61</b> RAL7006 Beige Grey (Textured)
<b>PT62</b> RAL1003 Signal Yellow (Textured)	<b>PT63</b> RAL3001 Signal Red (Textured)	<b>PT64</b> RAL6001 Emerald Green (Textured)	<b>PT65</b> RAL5005 Signal Blue (Textured)	<b>PT66</b> RAL5003 Sapphire Blue (Textured)


### Metallic Paint Colors

<b>PT22</b> Platinum (Metallic Gloss)	<b>PT48</b> Brass (Metallic Textured)	<b>PT28</b> Dark Stainless (Metallic Gloss)	<b>PT49</b> Bronze (Metallic Textured)	<b>PT32</b> Dark Bronze (Metallic Gloss)
<b>PT46</b> Aluminum (Metallic Textured)				

### Brushed Aluminum

<b>BAL</b> Brushed Aluminum	
--------------------------------	--

### Brushed Brass

<b>BBR</b> Brushed Solid Brass	
-----------------------------------	---

### Polished-Tinted Brass

<b>ATBR</b> Antique Tinted Brass	<b>DTBR</b> Dark Tinted Brass	<b>PBR</b> Polished Brass
-------------------------------------	----------------------------------	------------------------------

### Plated Steel

<b>ANST</b> Antique Brass Plated Steel	<b>BBST</b> Brushed Brass Plated Steel	<b>CPST</b> Chrome Plated Steel	<b>PBST</b> Polished Brass Plated Steel	<b>SNST</b> Satin Nickel Steel
---	---	------------------------------------	--	-----------------------------------

### Polished Plated Brass

<b>CPBR</b> Chrome Plated Polished Brass	<b>SNBR</b> Satin Nickel Plated Brass
---	--

## Specialty Finishes

---



More RAL®, Pantone®, and custom finishes are available upon request. Setup fee and additional lead time applies. Call factory for details.