

Dublin - Ceiling

AIC8887 24.70 in

JOB NAME:

TYPE:

NOTES:

DESCRIPTION

Our acorn collection was inspired by the need to offer proven optical solutions within adaptive re-use, traditional, and historically significant applications. The acorn shaped luminaire provides a more architecturally significant style for these facilities while offering impressive performance. Often dark wood and metal finishes are combined with high ceilings in these environments and require efficient high-output solutions. The family includes pendant, chandelier, wall-mounted, and ceiling models to illuminate and enhance your next visual challenge in this type of environment.

FEATURES & BENEFITS

- Opal acrylic diffuser lens enhances a space with filtered illumination
- Spun metal trim ring adds high-quality, decorative element to fixture
- Handcrafted in USA

SPECIFICATIONS

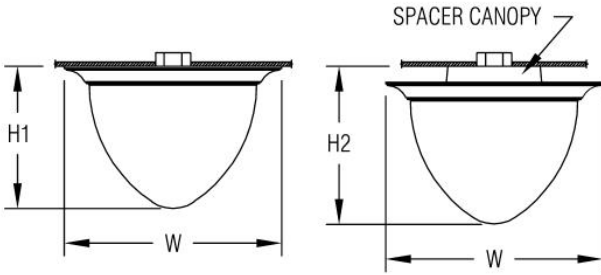
- **LIGHT SOURCE:** White LED light engine or incandescent
- **CRI:** 90+HE
- **LUMEN MAINTENANCE:** L70 = >50,000 Hrs.
- **CCT:** Available LED color temperatures: 2700K, 3000K, 3500K, 4000K, 5000K
- **DRIVER:** LED versions feature integral Class 2 power supply standard
- **DIMMING:** 0-10V controls standard to 10% on LED light engines
- **CONTROLS:** Contact factory for control options (e.g., Lutron Athena, Current NX, nLight, Enlighted, Encelium, Wattstopper, WaveLinx, or Casambi)
- **EMERGENCY:** Remote battery option is provided with 10W Constant Power Battery back-up, providing 90 Minutes of Emergency operation. Contact factory for other Emergency options.
- **CONSTRUCTION:** Formed metal construction provides durable protection for internal components and is recyclable
- **DIFFUSER:** Opal acrylic is standard; matte acrylic and hand



painted lenses optional

- **MOUNTING:** Aluminum cover fits over a standard 4" octagonal junction box
- **MODIFICATIONS:** Consult factory for all modification requests
- **APPROVALS:** ETL listed to UL standards (US & Canada) for use in damp locations; not recommended for exterior applications

DIMENSIONS



W	H1	H2
24.7 in	16.2 in	18.2 in
62.7 cm	41.1 cm	46.2 cm

Mounting Weight
Approximate: 25 lb (12 kg)

CONFIGURATOR

To configure your spec sheet online, go to www.spilighting.com/AIC8887. Not all options are available in all configurations; consult factory for details.

Required Field *

Catalog	Light Source*	Primary Finish*	Voltage*	Lamp Options*	CRI*	Diffuser*	Emergency	Bowl Options	Canopy	Options
AIC8887										
								Finish:		
	A	B	C	D	E	F	G	H	I	

A - LIGHT SOURCE *

To ensure color consistency, SPI uses precise bin selection and strict quality processes to maintain a 3-step (MacAdam) SDCM on all white LED lampings. Published LED luminaire wattages are calculated using a typical power supply efficiency of 88%; exact wattages may vary based on application.

L29W | White 29W LED Light Engine | Delivered Lumens: 1,476

L57W | White 57W LED Light Engine | Delivered Lumens: 2,952

Cust_Out |

Lumen Calculator: Enter Lumens or Watts if different than displayed

LU Min 1476 - Max 2901

W Min 29.0 - Max 57.0

[See last page for finish options](#)

*For requests outside Min-Max range, please contact factory.

B - VOLTAGE *

120-277V | Universal Voltage

C - LAMP OPTIONS *

2700K | 2700K CCT

3000K | 3000K CCT

3500K | 3500K CCT

4000K | 4000K CCT

5000K | 5000K CCT

D - CRI *

DF_90+HE | 90+ High Efficacy

E - DIFFUSER *

DF_OA | Opal Acrylic Diffuser Lens (default)

HP01 | Silver Hand Painted Acrylic Diffuser


HP02 | Beige Hand Painted Acrylic Diffuser

HP03 | Amber Hand Painted Acrylic Diffuser


MA01 | Matte Acrylic Diffuser Lens



OA



HP01



HP02



HP03



MA01

F - EMERGENCY

10W, Constant Power Battery Back-up, with 90 minutes of emergency operation. EMR includes damp location enclosure for Battery back-up.

EMR | Emergency Battery Remote

G - BOWL OPTIONS

FIN | Finial (See last page for finish options)

H - CANOPY

SP | Canopy Spacer

I - OPTIONS

F | Fusing

Standard Finishes

The colors shown are representative. Their actual appearance may vary due to differences in display settings. You can request color chips by emailing contact@spilighting.com. Please note, finishes may not be available in all configurations.


Paint Colors

PT01 RAL9003 Signal White (Gloss)	PT51 Matte White (Textured)	PT02 White (Textured)	PT04 RAL9001 Cream (Textured)	PT67 RAL7044 Silk Grey (Textured)
PT53 RAL7035 Light Grey (Textured)	PT54 RAL7037 Dusty Grey (Textured)	PT55 RAL7012 Basalt Grey (Textured)	PT56 RAL7016 Anthracite Grey (Textured)	PT11 Black (Textured)
PT57 RAL1015 Light Ivory (Textured)	PT58 RAL8004 Copper Brown (Textured)	PT59 RAL6021 Pale Green (Textured)	PT60 RAL1019 Grey Beige (Textured)	PT61 RAL7006 Beige Grey (Textured)
PT62 RAL1003 Signal Yellow (Textured)	PT63 RAL3001 Signal Red (Textured)	PT64 RAL6001 Emerald Green (Textured)	PT65 RAL5005 Signal Blue (Textured)	PT66 RAL5003 Sapphire Blue (Textured)

Metallic Paint Colors

PT22 Platinum (Metallic Gloss)	PT48 Brass (Metallic Textured)	PT28 Dark Stainless (Metallic Gloss)	PT49 Bronze (Metallic Textured)	PT32 Dark Bronze (Metallic Gloss)
PT46 Aluminum (Metallic Textured)				

Brushed Aluminum

BAL Brushed Aluminum	
--------------------------------	------------------------------------------------------------------------------------

Brushed Brass

BBR Brushed Solid Brass	
-----------------------------------	-------------------------------------------------------------------------------------

Polished-Tinted Brass

ATBR Antique Tinted Brass	DTBR Dark Tinted Brass	PBR Polished Brass
-------------------------------------	----------------------------------	------------------------------

Plated Steel

ANST Antique Brass Plated Steel	BBST Brushed Brass Plated Steel	CPST Chrome Plated Steel	PBST Polished Brass Plated Steel	SNST Satin Nickel Steel
-------------------------------------------	-------------------------------------------	------------------------------------	--------------------------------------------	-----------------------------------

Polished Plated Brass

CPBR Chrome Plated Polished Brass	SNBR Satin Nickel Plated Brass
---------------------------------------------	------------------------------------------

Specialty Finishes



More RAL®, Pantone®, and custom finishes are available upon request. Setup fee and additional lead time applies. Call factory for details.