

MUSR Tryg Linear LED

Surface Mount/Suspended

Remote Power Supply

JOB NAME _____

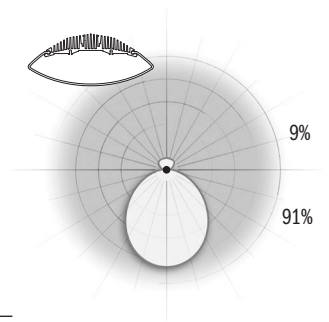
TYPE _____



Tryg Linear LED

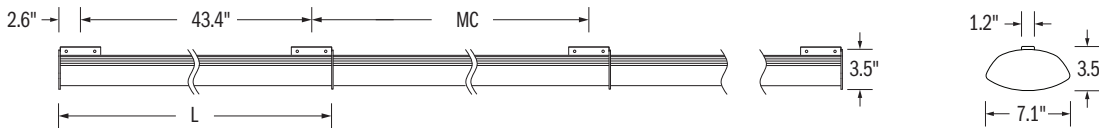
Tryg, a low-profile LED fixture offers a unique design and durability suitable for any project. LEDs enable this luminaire to feature a low-profile housing, while its creative design acts as an efficient heat sink, maximizing output and life by allowing the LEDs to operate at an optimal temperature.

Optical Distribution

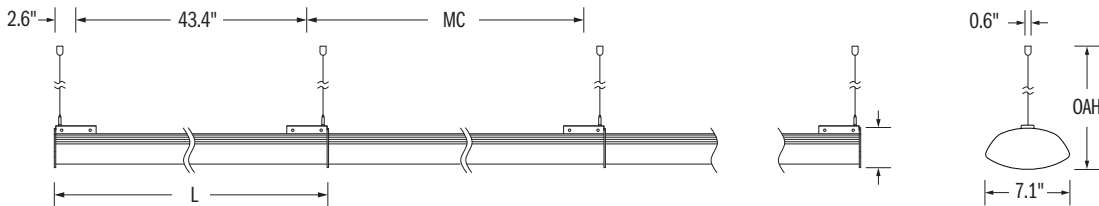


Run Section

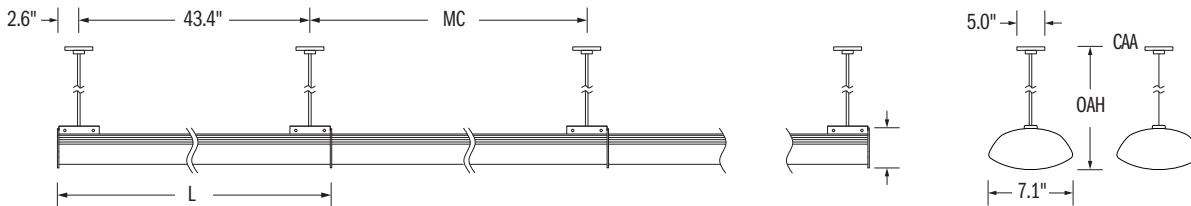
FBK Fixed Bracket Mount



BUL Ceiling Coupler and Aircraft Cable



CAS Canopy and Stem and Canopy and Aircraft Cable (CAA)



Dimensions

MODULE	MOUNTING CENTER	LENGTH
048	48.0"	48.6"

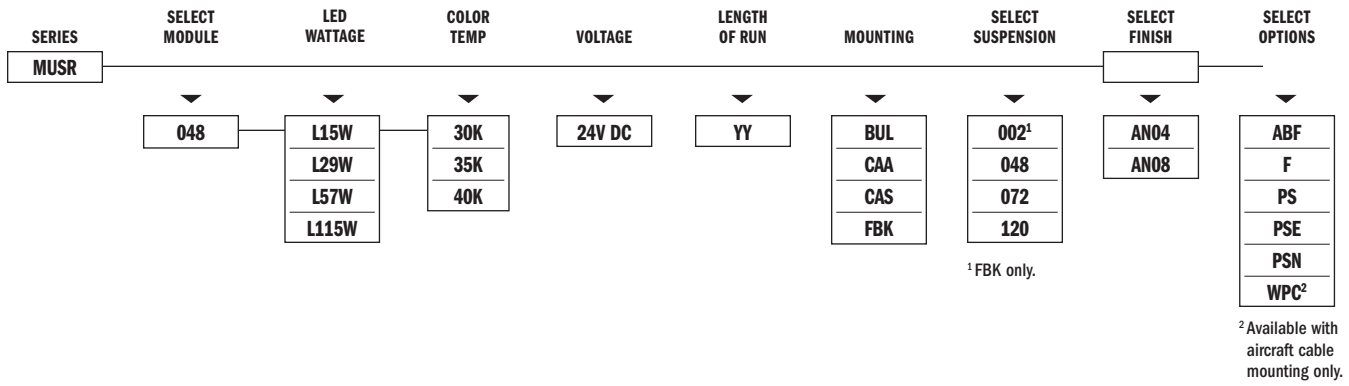
Specifications

- Extruded aluminum construction provides durable protection for internal components and is recyclable.
- Available in anodized finishes with some parts painted to match. Anodized finish provides optimal thermal effectiveness and durable corrosion protection.
- Stem mount versions include (2) 5/8" aluminum stem(s) painted to match anodized finish.
- Each module requires connection to a 24V constant voltage power supply. Modules over 60W may require multiple power supplies/feeds.
- RGB & color options available - contact factory for details.
- SPI Lighting uses strict guidelines in LED selection to ensure the white LEDs we use meet or exceed ANSI Binning Standards (ANSI C78.377).
- Frosted acrylic shield enhances a space with diffused illumination.
- Black power cord standard unless otherwise specified.
- 0-10V dimming standard on PS options
- **RELATED LINKS:**
[LED Power Supplies \(24V DC\)](#)
["Designed to be LED"](#)

Technical Notes

- **INSTALLATION NOTES:** During installation the contractor is responsible to use actual fixtures to ensure accurate mounting centers from one fixture to the next along the length of the linear run.
- ETL listed to UL standards (US and Canada) for damp location. Not recommended for wet locations.
- L70 life => 50,000+ hours.
- Remote Class II Power Supply required with LED lamping.
- Max distance to the driver is 15' (includes OAH). For extended distances, contact factory.





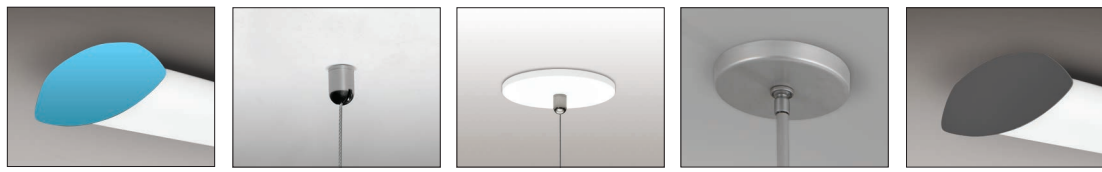
Delivered Lumens

048			
L15W	L29W	L57W	L115W
1364	2636	5181	10454

Delivered lumens are shown at 4000 CCT; apply multiplier for delivered lumens at other CCT.

CCT	Proration Factor
4000K	1.0
3500K	0.97
3000K	0.95

Mountings and Options



ABF

BUL³

CAA⁴

CAS⁵

FBK⁵

- ³ Nickel plated.
- ⁴ Painted white.
- ⁵ Painted to match fixture.

Code Definitions

MOUNTING

- BUL** .6" Ceiling Coupler
- CAA** 5" Canopy and Aircraft Cable
- CAS** 5" Canopy and Stem
- FBK** Fixed Bracket

SUSPENSION

- 002** 2" (FBK Only)
- 048** 48"
- 072** 72"
- 120** 120"

FINISHES *(See Color Chart for Details)*

- AN04** Anodized Aluminum (Clear)
- AN08** Black Anodized

OPTIONS

- ABF** Alternate Bulkhead Finish
- F** Fusing
- PS** Remote Power Supply
- PSE** Power Supply Enclosure
- PSN** No Power Supply
- WPC** White Power Cord